

2021

Ontario Winter Wheat Performance Trials

Data collected 2021

www.gocereals.ca



Conducted by the Ontario Cereal Crop Committee
Current as of March, 2022 V2

General Information:

Cereal Performance Trials are conducted annually by the Ontario Cereal Crops Committee (OCCC). For more information about the OCCC, go to GoCereals.ca website under “About Us”.



Winter wheat trials are conducted annually at 12 locations across Ontario. A map showing the testing areas and trial locations for winter wheat can be found on GoCereals.ca under “Performance: Winter Wheat”. Each trial consists of four replications and is managed according to the recommendations of the Ontario Ministry of Agriculture, Food and Rural Affairs. Detailed information about the practices used and explanations of terms can be found on GoCereals.ca under “Procedures: OCCC Trial Methods & Testing Procedures”. Trials are inspected by representatives of the OCCC after heading to ensure that they meet OCCC standards.

“Intensive” trials for winter wheat refers to trials that receive two applications of a foliar fungicide for the control of leaf diseases and/or Fusarium Head Blight. Fungicide treatments for winter wheat include a T1 (GS 30-31) and T3 (GS 60-65) fungicide application. **The OCCC thanks the Grain Farmers of Ontario, BASF, Bayer and Syngenta for their financial support towards the intensive trials.**

The Yield Index reflects the performance of the variety relative to the average of the trials. Yield Indices are “Heritability Adjusted Relative Values” (HARV), which favour results from trial locations with high repeatability from rep to rep. For more information, see: [Yan, W. Use of HARV in Variety Trial Summaries](#). Index values differing by less than 3 within a column may not represent true differences in yield. Variety yield rankings may vary from year to year. Decisions are therefore best made using data with the greatest number of years.

Heading and Physiological Maturity Days vary from year to year and should only be used to indicate relative differences.

Not all traits are expressed in any given year or area. For traits not reported in a table, see other area trait tables for that crop or previous years’ performance trial reports. Head to Head comparisons on GoCereals.ca website give multi-year data for all trait characteristics.

Plant Breeders’ Rights Status;   indicates varieties protected under PBR 91 or PBR78. Visit pbrfacts.ca to learn more.

Abbreviations:

- JD = Julian Days (days for January 1st)
- Fusarium Ratings: “Combined Fusarium Ratings” for winter wheat are based on BOTH Fusarium head blight ratings and deoxynivalenol (DON) levels from inoculated provincial trials. “DON Ratings” are based only on DON levels from inoculated provincial trials Ratings: MR=moderately resistant (best); MS=moderately susceptible; S=susceptible; HS=highly susceptible (worst)
- Other Ratings: For ratings 0 - 9, a high score is undesirable. Disease ratings are taken from naturally occurring infection.
- Winter Wheat Classes: sww = soft white winter; srw = soft red winter; hrw = hard red winter; efw = eastern feed winter; eow = (Canada Eastern Other Wheat) = does not meet quality standards for sww, srw or hrw; a = awned

For more information contact:

Ellen Sparry, Performance Trial Coordinator
C&M Seeds
Office# 519-343-3126
Email: esparry@redwheat.com

2021













Ontario Winter Wheat Performance Trials

Conducted by the Ontario Cereal Crop Committee ♦ www.gocereals.ca

Click on the desired table number to go to that table and to return to Table of Contents at the bottom of the page

Table #	Table	Page #
1	Cumulative Yield Index Summary - Area 1 & 2 combined	3
1a	Cumulative Yield Index Summary - Area 1 & 2 combined, INTENSIVE	4
2	Cumulative Yield Index Summary - Area 1	5
2a	Cumulative Yield Index Summary - Area 1 INTENSIVE	6
2b	Varietal Characteristics - Area 1	13
3	Cumulative Yield Index Summary - Area 2	7
3a	Cumulative Yield Index Summary - Area 2 INTENSIVE	8
3b	Varietal Characteristics - Area 2	14
4	Cumulative Yield Index Summary - Area 3	9
4a	Cumulative Yield Index Summary - Area 3 INTENSIVE	10
4b	Varietal Characteristics - Area 3	15
5	Cumulative Yield Index Summary - Area 5	11
5a	Cumulative Yield Index Summary - Area 5 INTENSIVE	12
5b	Varietal Characteristics - Area 5	16
6a	Ontario Winter Wheat Distributors	17
6b	Distributor Contact Information	18

**Table 1 - Ontario Winter Wheat Performance Trial; Cumulative Yield Index¹
Summary for Area 1 & 2 Combined, OCCC, August 2021**

Class	Variety	5 year	4 year	3 year	2 year	2021
sww	Ava	100 ²	99	98	99	97
	25W38 (awned) 			107	107	109
srw	Branson 	103	100	99	98	98
	CM614	103	102	100	100	101
	Secord (awned)	102	102	102	102	103
	25R40 (awned) 	106	103	103	103	105
	Marker	102	101	100	100	98
	UGRC Ring (awned) 	102	101	101	101	97
	Cruze (awned)	98	97	97	97	94
	DS572SRW 	105	108	108	108	105
	B654SRW 	104	100	100	99	98
	25R61 (awned) 	98	100	98	99	96
	25R74 (awned) 	104	101	100	100	100
	Blaze (awned)		103	104	104	102
	Hilliard (awned) 				107	107
OAC Constellation (awned) 				103	102	103
hrw	AC Morley	90	87	83	82	93
	PRO 81 (awned) 		103	103	103	104
	Adrianus (awned) 			106	107	108
Means (t/ha)		6.26	6.48	6.66	6.68	6.43
Means (bu/ac)		93	96	99	99	96
Location-years		27	20	14	13	7













¹ Values differing by less than 3 within a column may not represent true differences in yield.

² Cultivar yield rankings may vary from year to year. Decisions are therefore best made using data with the greatest number of years.



PBR Status; indicates varieties protected under PBR 91 or PBR78. Visit pbrfacts.ca to learn more.

**Table 1a - Ontario Winter Wheat Performance Trial - Cumulative Yield Indices¹, Intensive trials
Summary for Area 1 & 2 Combined, OCCC, August 2021**

Class	Variety	5-Year Index Fungicides		4-Year Index Fungicides		3-Year Index Fungicides		2-Year Index Fungicides		2021 Index Fungicides	
		No	Yes	No	Yes	No	Yes	No	Yes	No	Yes
sww	Ava 25W38 (awned) 	95 ²	102	96	101	94	101	95	101	92	99
srw	Branson 	100	106	98	104	95	103	94	103	93	105
	CM614	98	106	98	105	96	104	96	104	96	105
	Secord (awned)	98	107	99	105	98	104	99	105	97	104
	25R40 (awned) 	103	109	101	105	99	106	100	106	101	109
	Marker	98	105	98	103	95	103	96	102	93	101
	UGRC Ring (awned) 	96	105	96	101	95	101	95	99	91	99
	Cruze (awned)	94	105	95	103	94	104	94	103	91	102
	DS572SRW 	102	111	106	108	106	108	106	108	102	106
	B654SRW 	101	108	99	106	97	105	96	104	94	105
	25R61 (awned) 	94	106	97	105	93	104	94	103	92	104
	25R74 (awned) 	101	107	99	104	97	105	98	105	98	106
	Blaze (awned)			101	108	102	110	103	111	99	110
	Hilliard (awned) 					104	108	104	108	107	113
OAC Constellation (awned) 					100	105	100	105	100	107	
hrw	AC Morley	89	93	87	89	83	84	82	83	87	87
	PRO 81 (awned) 			100	102	101	103	102	104	99	102
	Adrianus (awned) 					105	108	106	109	105	109
Means (t/ha)		6.03	6.61	6.27	6.66	6.48	7.00	6.50	6.97	6.65	7.29
Means (bu/ac)		90	98	93	99	96	104	97	104	99	108
Location-years		19		13		9		8		5	













¹ Values differing by less than 3 within a column may not represent true differences in yield.

² Cultivar yield rankings may vary from year to year. Decisions are best made using data with the greatest number of years.

  PBR Status; indicates varieties protected under PBR 91 or PBR78. Visit pbrfacts.ca to learn more.

 [Return to Index ...](#)

Table 2 - Ontario Winter Wheat Performance Trial; Cumulative Yield Index¹
Summary for Area 1, OCCC, August 2021

Class	Variety	4 year	3 year	2 year	2021
sww	Ava	97 ²	96	96	93
	25W38 (awned) 			107	109
srw	Branson 	101	100	98	96
	CM614	98	96	93	94
	Secord (awned)	103	102	101	101
	25R40 (awned) 	106	104	104	106
	Marker	101	100	98	97
	UGRC Ring (awned) 	101	100	99	96
	Cruze (awned)	99	98	97	95
	DS572SRW 	107	107	106	102
	B654SRW 	101	101	99	97
	25R61 (awned) 	101	102	100	99
	25R74 (awned) 	105	105	105	104
	Blaze (awned)		104	106	102
	Hilliard (awned) 			106	111
	OAC Constellation (awned) 			102	106
	hrw	AC Morley	88	86	80
PRO 81 (awned) 			101	103	101
Adrianus (awned) 				109	110
Means (t/ha)		6.19	6.17	6.61	6.77
Means (bu/ac)		92	92	98	101
Location-Years		12	9	6	3

¹ Values differing by less than 3 within a column may not represent true differences in yield.

² Cultivar yield rankings may vary from year to year. Decisions are therefore best made using data with the greatest number of years.















  PBR Status; indicates varieties protected under PBR 91 or PBR78. Visit pbrfacts.ca to learn more.

Table 2a - Ontario Winter Wheat Performance Trial - Cumulative Yield Indices¹, Intensive trials
Summary for Area 1, OCCC, August 2021

Class	Variety	4-Year Index Fungicides		3-Year Index Fungicides		2-Year Index Fungicides		2021 Index Fungicides	
		No	Yes	No	Yes	No	Yes	No	Yes
sww	Ava	95 ⁴	98	95	97	94	97	90	93
	25W38 (awned) 					105	110	107	115
srw	Branson 	99	103	98	102	95	101	93	102
	CM614	97	102	95	101	90	99	91	101
	Secord (awned)	101	105	101	104	101	104	98	101
	25R40 (awned) 	104	107	103	105	102	107	103	110
	Marker	99	102	98	100	95	99	94	98
	UGRC Ring (awned) 	99	102	98	99	96	99	93	99
	Cruze (awned)	98	103	96	102	95	103	91	100
	DS572SRW 	104	107	105	106	103	105	99	102
	B654SRW 	99	102	99	102	96	101	94	101
	25R61 (awned) 	97	105	99	103	96	102	96	104
	25R74 (awned) 	102	105	103	105	102	107	102	107
	Blaze (awned)			103	106	104	109	99	106
	Hilliard (awned) 					104	108	108	113
	OAC Constellation (awned) 					101	106	103	109
hrw	AC Morley	88	90	87	88	81	81	85	82
	PRO 81 (awned) 			100	102	101	103	98	101
	Adrianus (awned) 					108	111	107	112
Means (t/ha)		6.08	6.39	6.01	6.21	6.44	6.76	6.77	7.24
Means (bu/ac)		91	95	89	92	96	101	101	108
Location-Years		11		8		5		3	

¹ Values differing by less than 3 within a column may not represent true differences in yield.

² Cultivar yield rankings may vary from year to year. Decisions are therefore best made using data with the greatest number of years.

  PBR Status; indicates varieties protected under PBR 91 or PBR78. Visit pbrfacts.ca to learn more.

Table 2b - Ontario Winter Wheat Performance Trials; Varietal Characteristics¹ Based on Data from Area 1


OCCC, August 2021

Variety	Fusarium Data			Test Weight (kg/hL)	Protein (%)	1000 Kernel Weight (g)	Lodging (0-9) ³	Height (cm)	Heading Date (JD)	Maturity Date (JD)	Powdery Mildew (0-9) ³	Leaf Rust (0-9) ³	Leaf Septoria (0-9) ³	Septoria Glume Blotch (0-9) ³
	Combined Fusarium Rating ²	Don Rating ²	Years											
Ava	MS	MS	6	72.2	11.4	31.2	5.0	97	150	186	4.0	2.8	2.1	1.0
25W38	S	S	3	68.2	11.6	31.2	0.5	82	148	185	0.8	3.5	1.6	2.0
Branson	S	MS	6	73.0	11.8	30.7	3.3	82	146	183	4.3	2.8	2.1	2.3
CM614	MS	MS	6	74.4	11.9	34.3	5.3	92	147	186	5.3	2.0	3.3	2.0
Secord	S	S	6	73.4	11.4	34.0	2.8	92	146	184	4.0	3.8	3.0	2.8
25R40	S	S	6	73.8	11.6	33.3	0.5	79	147	185	2.0	2.3	2.4	1.5
Marker	MS	MS	6	72.1	11.2	27.1	4.3	90	148	185	4.8	2.8	2.0	1.8
UGRC Ring	MS	MR	6	70.8	11.6	30.8	3.7	90	146	185	6.3	3.0	3.1	1.8
Cruze	MS	MR	6	74.5	12.0	30.6	3.9	83	147	186	5.3	4.0	2.8	2.0
DS572SRW	HS	S	6	75.1	11.7	38.0	6.6	93	148	185	1.8	3.5	1.8	1.8
B654SRW	S	MS	6	74.0	10.7	32.7	2.2	91	147	183	6.8	2.5	2.9	2.5
25R61	MS	MS	5	72.0	12.0	29.5	1.2	87	147	184	6.8	5.0	2.5	1.8
25R74	MR	MS	5	72.6	11.9	26.6	1.6	79	146	185	1.3	2.8	2.6	1.5
Blaze	MS	MS	4	73.7	11.8	34.8	3.5	90	148	184	2.3	1.8	2.6	2.5
Hilliard	MS	MS	3	73.0	11.8	29.8	2.3	87	146	185	2.3	2.8	2.6	2.3
OAC Constellation	MS	MS	2	74.8	11.9	32.9	2.4	82	146	183	1.5	1.5	3.1	4.0
AC Morley	MS	MS	6	76.6	13.4	33.6	5.0	104	150	185	2.8	0.5	1.9	1.3
PRO 81	S	MS	4	77.4	13.5	33.0	2.2	91	148	186	1.5	1.3	2.1	1.5
Adrianus	S	HS	3	76.6	12.7	39.0	0.3	89	150	187	2.8	2.8	2.3	1.5
Means				73.6	11.9	32.3	3.0	88	147	185	3.5	2.7	2.5	2.0
Locations				3	3	3	3	3	2	2	1	1	2	1

¹ See 'Head to Head' comparisons on GoCereals.ca website for multi-year data for trait characteristics.















² MR=moderately resistant (best); MS=moderately susceptible; S=susceptible; HS=highly susceptible (worst).

³ For ratings 0-9, a high score is undesirable.

 PBR Status; indicates varieties protected under PBR 91 or PBR78. Visit pbrfacts.ca to learn more.

 [Return to Index ...](#)

Table 3 - Ontario Winter Wheat Performance Trial; Cumulative Yield Index¹
Summary for Area 2, OCCC, August 2021















Class	Variety	5 year	4 year	3 year	2 year	2021
sww	Ava	103 ²	102	100	100	100
	25W38 (awned) 			106	107	108
srw	Branson 	105	100	100	99	99
	CM614	106	107	105	106	106
	Secord (awned)	101	101	102	103	104
	25R40 (awned) 	106	102	102	102	103
	Emperor 	94	97	96	95	92
	Marker	102	101	101	101	98
	UGRC Ring (awned) 	103	102	102	102	98
	Cruze (awned)	97	97	97	97	94
	DS572SRW 	104	108	110	110	108
	B654SRW 	106	100	100	99	99
	25R61 (awned) 	96	99	97	97	93
	25R74 (awned) 	104	99	97	97	97
	Blaze (awned)		103	103	103	102
	Hilliard (awned) 			107	107	111
	OAC Constellation (awned) 			103	103	101
	UGRC GL164					100
	UGRC C2-5					98
hrw	AC Morley	92	89	85	83	97
	Lexington (awned) 		98	99	99	101
	PRO 81 (awned) 		104	104	104	106
	Adrianus (awned) 			104	105	106
	Champlain (awned)					91
	Montcalm					95
efw	Frontenac		102	100	99	97
Means (t/ha)		6.31	6.71	6.69	6.74	6.23
Means (bu/ac)		94	100	100	100	93
Location-Years		15	11	8	7	4

¹ Values differing by less than 3 within a column may not represent true differences in yield.

² Cultivar yield rankings may vary from year to year. Decisions are therefore best made using data with the greatest number of years.

  PBR Status; indicates varieties protected under PBR 91 or PBR78. Visit pbrfacts.ca to learn more.

**Table 3a - Ontario Winter Wheat Performance Trial - Cumulative Yield Indices¹, Intensive Trials
Summary for Area 2, OCCC, August 2021**

Class	Variety	5-Year Index Fungicides		4-Year Index Fungicides		3-Year Index Fungicides		2-Year Index Fungicides		2021 Index Fungicides	
		No	Yes	No	Yes	No	Yes	No	Yes	No	Yes
sww	Ava	96 ²	109	97	108	95	107	97	107	97	107
	25W38 (awned) 										
srw	Branson 	101	111	97	107	95	107	92	106	92	110
	CM614	99	111	103	111	102	110	104	111	102	110
	Secord (awned)	93	109	96	106	95	105	97	106	97	107
	25R40 (awned) 	100	112	97	104	96	105	97	103	98	108
	Emperor 	87	105	96	104	94	103	93	102	89	101
	Marker	97	111	98	108	96	108	98	107	93	105
	UGRC Ring (awned) 	94	108	93	103	92	102	91	100	89	99
	UGRC C2-5									96	104
	Cruze (awned)	89	107	92	104	92	104	92	104	91	104
	DS572SRW 	98	116	108	112	109	112	109	112	108	113
	UGRC GL164									99	104
	B654SRW 	104	116	100	112	98	111	96	110	93	111
	25R61 (awned) 	88	109	93	107	91	106	91	106	87	103
	25R74 (awned) 	99	108	94	103	91	103	90	101	91	105
	Blaze (awned)			99	110	99	112	100	114	98	115
Hilliard (awned) 					103	108	103	108	107	113	
OAC Constellation (awned) 					98	104	97	103	96	104	
hrw	AC Morley	89	96	87	90	86	89	83	85	90	95
	Champlain (awned)									85	91
	Lexington (awned) 			94	101	94	103	94	103	94	106
	PRO 81 (awned) 			100	103	101	103	103	105	100	104
	Adrianus (awned) 					100	103	102	105	101	104
Montcalm									88	93	
efw	Frontenac			95	101	94	99	91	98	89	97
Means (t/ha)		5.96	6.89	6.64	7.30	6.53	7.24	6.60	7.27	6.52	7.35
Means (bu/ac)		89	102	99	109	97	108	98	108	97	109
Location-Years		8		5		4		3		2	

¹ Values differing by less than 3 within a column may not represent true differences in yield.

² Cultivar yield rankings may vary from year to year. Decisions are therefore best made using data with the greatest number of years.



PBR Status; indicates varieties protected under PBR 91 or PBR78. Visit pbrfacts.ca to learn more.

 [Return to Index ...](#)

**Table 3b - Ontario Winter Wheat Performance Trials; Varietal Characteristics¹ Based on Data from Area 2
OCCC, August 2021**

Variety	Fusarium Data			Test Weight (kg/hL)	Protein (%)	1000 Kernel Weight (g)	Lodging (0-9) ³	Height (cm)	Heading Date (JD)	Maturity Date (JD)	Powdery Mildew (0-9) ³	Leaf Rust (0-9) ³	Leaf Septoria (0-9) ³	Stripe Rust (0-9) ³	Straw Yield Index
	Combined Fusarium Rating ²	Don Rating ²	Years												
Ava	MS	MS	6	74.9	10.9	35.2	3.0	102	157	192	4.0	5.0	4.0	2.7	100
25W38	S	S	3	72.6	11.4	33.7	0.9	80	154	193	0.6	6.0	3.0	2.0	104
Branson	S	MS	6	74.7	10.8	34.4	3.8	86	153	188	3.8	4.0	3.8	3.0	67
CM614	MS	MS	6	75.1	11.4	35.7	5.5	94	155	191	3.3	3.3	3.8	4.0	113
Secord	S	S	6	75.2	11.5	36.8	2.5	94	154	188	3.2	2.0	4.3	1.0	78
25R40	S	S	6	73.4	11.5	35.6	1.5	79	155	191	2.3	5.7	3.5	2.7	80
Emperor	MS	MS	6	74.2	11.4	31.9	3.6	99	154	192	4.5	6.0	4.5	5.7	85
Marker	MS	MS	6	71.8	10.9	29.3	5.3	89	155	191	3.6	4.0	3.5	3.3	84
UGRC Ring	MS	MR	6	72.5	10.8	33.8	4.9	92	155	190	4.3	6.3	3.8	3.3	89
UGRC C2-5	MS	MS	3	71.9	10.6	38.5	2.9	100	158	195	3.1	5.3	3.8	4.7	130
Cruze	MS	MR	6	74.9	11.6	31.4	4.3	83	155	193	3.8	4.7	4.5	2.7	77
DS572SRW	HS	S	6	76.2	11.8	43.7	4.9	100	155	191	1.1	6.0	3.3	4.3	124
UGRC GL164	S	S	4	73.0	11.1	31.4	5.9	88	154	190	3.1	3.3	4.0	6.0	95
B654SRW	S	MS	6	73.9	10.3	34.4	3.8	98	155	190	4.5	3.0	5.3	3.3	73
25R61	MS	MS	5	72.6	11.3	31.3	1.9	90	155	193	4.0	3.0	4.0	4.7	72
25R74	MR	MS	5	74.3	11.3	30.0	2.0	79	154	193	2.1	4.3	2.8	1.7	65
Blaze	MS	MS	4	74.7	11.2	37.4	2.8	91	155	192	3.0	3.7	3.5	2.0	76
Hilliard	MS	MS	3	73.6	11.3	34.0	2.1	88	155	192	0.7	3.3	3.5	1.7	97
OAC Constellation	MS	MS	2	74.7	11.1	33.7	3.4	85	154	186	1.2	3.0	4.3	4.0	73
AC Morley	MS	MS	6	76.4	12.4	35.6	4.4	112	156	189	2.1	2.0	3.0	3.0	155
ChAMPLAIN	S	S	3	77.7	13.8	45.5	4.6	108	156	189	2.7	5.7	3.3	2.7	134
Lexington	S	MS	4	78.3	13.6	47.5	1.9	93	155	189	3.5	4.7	4.5	1.7	88
PRO 81	S	MS	4	78.5	13.2	35.0	3.4	100	156	189	0.7	3.0	3.0	1.7	125
Adrianus	S	HS	3	76.7	13.1	45.1	0.9	93	158	194	0.8	3.0	3.8	1.3	157
Montcalm	MS	MS	1	75.4	13.1	37.7	5.4	105	155	188	1.7	2.7	4.0	2.3	134
Frontenac	MS	MR	4	75.3	12.3	36.6	7.9	105	155	188	2.4	2.7	3.8	0.7	123
Means				74.7	11.7	36.0	3.6	94	155	190	2.7	4.1	3.8	2.9	5.27 t/ha
Locations				4	2	4	4	3	3	1	3	1	1	1	1













¹ See 'Head to Head' comparisons on GoCereals.ca website for multi-year data for trait characteristics.

² MR=moderately resistant (best); MS=moderately susceptible; S=susceptible; HS=highly susceptible (worst).

³ For ratings 0-9, a high score is undesirable.

 PBR Status; indicates varieties protected under PBR 91 or PBR78. Visit pbrfacts.ca to learn more.

**Table 4 - Ontario Winter Wheat Performance Trial; Cumulative Yield Index¹
Summary for Area 3, OCCC, August 2021**













Class	Variety	4 year	3 year	2 year	2021
srw	Branson 	104 ⁴	102	103	102
	CM614	101	103	103	103
	Secord (awned)	101	101	100	100
	Marker	101	100	98	98
	UGRC Ring (awned) 	105	104	107	104
	DS572SRW 	102	103	102	100
	B654SRW 	106	104	102	101
	Blaze (awned)		102	102	102
	25R40 (awned) 			102	102
	UGRC GL164			100	100
	25R61 (awned) 			102	103
	25R74 (awned) 			101	101
	UGRC C2-5			103	104
	OAC Constellation (awned) 			100	101
hrw	Gallus (awned) 	98	97	95	95
	Lexington (awned) 		100	100	99
	PRO 81 (awned) 		99	98	99
	Champlain (awned)			93	92
	Adrianus (awned) 			102	105
	Montcalm				96
efw	Frontenac		101	100	99
Means (t/ha)		7.13	7.25	7.23	7.95
Means (bu/ac)		106	108	108	118
Location-Years		9	7	4	3

¹ Values differing by less than 3 within a column may not represent true differences in yield.

² Cultivar yield rankings may vary from year to year. Decisions are best made using data with the greatest number of years.

  PBR Status; indicates varieties protected under PBR 91 or PBR78. Visit pbrfacts.ca to learn more.

**Table 4a - Ontario Winter Wheat Performance Trial - Cumulative Yield Indices¹,
Intensive Trials
Summary for Area 3 ², OCCC, August 2021**













Class ³	Variety	3-Year Index Fungicides		2-Year Index Fungicides		2021 Index Fungicides	
		No	Yes	No	Yes	No	Yes
srw	Branson 	106 ⁴	109	106	107	102	106
	CM614	94	98	103	102	100	106
	Secord (awned)	98	99	99	97	98	98
	25R40 (awned) 	102	107	104	104	102	105
	Marker	101	101	98	97	97	98
	UGRC Ring (awned) 	108	111	111	111	105	106
	UGRC C2-5			102	100	102	102
	DS572SRW 	103	103	100	102	90	98
	UGRC GL164	103	104	102	101	102	104
	B654SRW 	102	107	102	105	94	99
	25R61 (awned) 	104	107	104	104	104	109
	25R74 (awned) 	103	102	99	100	99	104
	Blaze (awned)			103	98	101	101
	OAC Constellation (awned) 			99	97	101	102
	hrw	Gallus (awned) 	95	98	93	95	91
Champlain (awned) 				98	98	98	98
Lexington (awned)				102	101	97	100
PRO 81 (awned) 				97	99	100	100
Adrianus (awned) 				96	95	99	100
Montcalm						97	99
efw	Frontenac			103	103	99	98
Means (t/ha)		6.36	6.56	6.10	6.06	6.72	6.96
Means (bu/ac)		95	98	91	90	100	103
Location-Years		3		2		1	

¹ Values differing by less than 3 within a column may not represent true differences in yield.

² Cultivar yield rankings may vary from year to year. Decisions are best made using data with the greatest number of years.

  PBR Status; indicates varieties protected under PBR 91 or PBR78. Visit pbrfacts.ca to learn more.

**Table 4b - Ontario Winter Wheat Performance Trials; Varietal Characteristics¹ Based on Data from Area 3
OCCC, August 2021**

Variety	Fusarium Data			Test Weight (kg/hL)	Protein (%)	1000 Kernel Weight (g)	Winter Survival (%)	Lodging (0-9) ³	Height (cm)	Heading Date (JD)	Maturity Date (JD)	Straw Yield Index
	Combined Fusarium Rating ²	Don Rating ²	Years									
Branson 	S	MS	6	72.9	11.8	31.1	96	2.0	86	147	178	79
CM614	MS	MS	6	74.1	11.3	33.9	97	2.4	91	150	183	93
Secord	S	S	6	73.5	11.5	34.2	96	2.4	93	150	181	99
25R40 	S	S	6	72.3	11.8	32.0	95	1.4	76	151	181	85
Marker	MS	MS	6	71.9	11.2	26.1	96	0.9	86	150	182	98
UGRC Ring 	MS	MR	6	70.8	11.4	32.0	97	1.2	90	149	181	104
UGRC C2-5	MS	MS	3	73.6	11.6	38.0	97	2.0	94	153	185	100
DS572SRW 	HS	S	6	75.4	11.4	40.5	97	3.3	100	151	183	98
UGRC GL164	S	S	4	74.8	11.6	26.4	94	1.9	86	148	181	94
B654SRW 	S	MS	6	73.0	11.4	31.8	97	2.4	96	149	180	91
25R61 	MS	MS	5	71.4	12.0	29.8	95	0.4	88	150	180	112
25R74 	MR	MS	5	72.3	11.9	25.6	97	0.4	77	148	180	85
Blaze	MS	MS	4	75.4	12.0	35.7	96	1.5	89	152	183	115
OAC Constellation 	MS	MS	2	73.7	11.8	29.8	96	0.8	82	149	180	99
Gallus 	S	S	6	76.6	13.1	37.8	96	0.7	88	151	182	99
Champlain	S	S	3	78.6	14.0	43.0	96	1.7	101	152	183	119
Lexington 	S	MS	4	77.5	13.2	42.1	96	1.5	91	151	181	104
PRO 81 	S	MS	4	79.1	13.2	32.4	96	1.1	91	152	183	124
Adrianus 	S	HS	3	75.8	12.4	38.1	95	0.3	89	153	182	83
Montcalm	MS	MS	1	75.9	13.0	36.1	96	2.1	103	150	182	105
Frontenac	MS	MR	4	75.0	12.3	35.1	96	3.7	101	150	181	114
Means				74.5	12.1	33.9	96	1.6	90	150	181	4.50 t/ha
Locations				3	3	3	3	3	3	3	2	1










¹ See 'Head to Head' comparisons on GoCereals.ca website for multi-year data for trait characteristics.

² MR=moderately resistant (best); MS=moderately susceptible; S=susceptible; HS=highly susceptible (worst).

³ For ratings 0-9, a high score is undesirable.

  PBR Status; indicates varieties protected under PBR 91 or PBR78. Visit pbrfacts.ca to learn more.

**Table 5 - Ontario Winter Wheat Performance Trial; Cumulative Yield Index¹
Summary for Area 5², OCCC, August 2021**










Class	Variety	3 Year	2 Year	2021
srw	CM614	99 ⁴	99	98
	Marker	107	105	105
	Blaze (awned)	103	101	102
	Branson 		101	101
	DS572SRW 		103	106
	B654SRW 		108	111
	25R40 (awned) 			107
	UGRC C2-5			115
	UGRC GL164			106
	25R61 (awned) 			103
	25R74 (awned) 			94
	hrw	Lexington (awned) 	91	95
PRO 81 (awned) 		103	97	88
Champlain (awned)			88	86
Adrianus (awned) 			97	92
Montcalm				89
efw	Frontenac	103	100	99
Means (t/ha)		6.78	7.40	6.66
Means (bu/ac)		101	110	99
Location-Years		5	4	2

¹ Values differing by less than 3 within a column may not represent true differences in yield.

² Cultivar yield rankings may vary from year to year. Decisions are best made using data with the greatest number of years.



  PBR Status; indicates varieties protected under PBR 91 or PBR78. Visit pbrfacts.ca to learn more

**Table 5a - Ontario Winter Wheat Performance Trial - Cumulative Yield Indices¹,
Intensive Trials Summary for Area 5², OCCC, August 2021**










Class	Variety	2-Year Index Fungicides		2021 Index Fungicides	
		No	Yes	No	Yes
srw	Branson 	98 ⁴	105	97	105
	CM614	98	101	100	102
	25R40 (awned) 			109	113
	Marker	103	104	100	105
	UGRC C2-5			101	107
	DS572SRW 	103	106	104	102
	UGRC GL164			102	107
	B654SRW 	103	107	103	111
	25R61 (awned) 			103	106
	25R74 (awned) 			96	104
	Blaze (awned)	101	104	97	106
	hrw	Champlain (awned)	87	88	83
Lexington (awned) 		100	101	98	101
PRO 81 (awned) 		98	95	90	88
Adrianus (awned) 		96	97	89	93
Montcalm				87	93
Frontenac		96	96	96	94
Means (t/ha)		8.47	8.70	7.63	7.97
Means (bu/ac)		126	129	114	119
Location-Years		2		1	

¹ Values differing by less than 3 within a column may not represent true differences in yield.

² Cultivar yield rankings may vary from year to year. Decisions are best made using data with the greatest number of years.

  PBR Status; indicates varieties protected under PBR 91 or PBR78. Visit pbrfacts.ca to learn more.

**Table 5b - Ontario Winter Wheat Performance Trials; Varietal Characteristics¹ Based on Data from Area V
OCCC, August 2021**

Variety	Fusarium Data			Test Weight (kg/hL)	Protein (%)	1000 Kernel Weight (g)	Winter Survival (%)	Lodging (0-9) ³	Height (cm)	Heading Date (JD)	Maturity Date (JD)	Straw Yield Index
	Combined Fusarium Rating ²	Don Rating ²	Years									
Branson 	S	MS	6	74.9	11.2	30.4	94	0.8	76	157	197	93
CM614	MS	MS	6	76.4	10.8	33.9	93	1.6	76	159	200	100
25R40 	S	S	6	75.1	10.2	32.7	93	0.1	64	161	199	84
Marker	MS	MS	6	74.8	10.8	28.0	93	1.6	76	157	200	96
UGRC C2-5	MS	MS	3	74.6	10.5	33.5	95	2.5	86	163	201	145
DS572SRW 	HS	S	6	77.7	10.6	37.8	96	1.9	85	159	200	111
UGRC GL164	S	S	4	76.0	10.6	25.7	94	1.1	75	160	197	84
B654SRW 	S	MS	6	75.2	9.9	31.9	94	0.6	84	157	200	86
25R61 	MS	MS	5	75.4	11.3	29.8	94	0.3	76	159	197	92
25R74 	MR	MS	5	74.6	11.4	26.6	95	0.3	68	157	197	91
Blaze	MS	MS	4	75.2	11.0	32.7	94	0.3	78	160	200	95
Champlain	S	S	3	78.3	13.3	39.1	94	1.8	91	162	201	123
Lexington 	S	MS	4	76.9	13.1	39.0	95	0.5	81	161	201	108
PRO 81 	S	MS	4	78.0	13.1	31.0	89	0.3	79	162	201	96
Adrianus 	S	HS	3	77.2	12.1	37.1	93	0.0	72	163	201	111
Montcalm	MS	MS	1	76.1	12.6	35.4	91	1.4	86	161	199	93
Frontenac	MS	MR	4	76.5	11.9	36.4	93	2.5	88	159	197	93
Means				76.1	11.4	33.0	93	1.0	79	160	199	4.05 t/ha
Locations				2	1	2	1	2	2	2	2	2
















¹ See 'Head to Head' comparisons on GoCereals.ca website for multi-year data for trait characteristics.

² MR=moderately resistant (best); MS=moderately susceptible; S=susceptible; HS=highly susceptible (worst).

³ For ratings 0-9, a high score is undesirable.

  PBR Status; indicates varieties protected under PBR 91 or PBR78. Visit pbrfacts.ca to learn more.

Table 6a - Ontario Winter Wheat Distributors, 2021

Class ¹	Variety	Distributor
sww	Ava	Corteva Agriscience
	25W38 (awned) 	Corteva Agriscience
srw	Branson 	Corteva Agriscience
	CM614	C & M Seeds
	Secord (awned)	SeCan Association
	25R40 (awned) 	Corteva Agriscience
	Emperor 	SeCan Association
	Marker	Snobelen Farms
	UGRC Ring (awned) 	Elite Seeds
	UGRC C2-5	Semican Inc
	Cruze (awned)	C & M Seeds
	DS572SRW 	Corteva Agriscience
	UGRC GL164	Semican Inc
	B654SRW 	Corteva Agriscience
	25R61 (awned) 	Corteva Agriscience
	25R74 (awned) 	Corteva Agriscience
	Blaze (awned)	C & M Seeds
Hilliard (awned) 	C & M Seeds	
OAC Constellation (awned) 	SeCan Association	
hrw	AC Morley	Advantage Seed Growers
	Gallus (awned) 	C & M Seeds
	Champlain (awned)	Semican Inc
	Lexington (awned) 	C & M Seeds
	PRO 81 (awned) 	C & M Seeds
	Adrianus (awned) 	C & M Seeds
	Montcalm	Semican Inc
efw	Frontenac	Semican Inc

¹ sww = soft white winter, srw = soft red winter, hrw = hard red winter, efw = eastern feed



  PBR Status; indicates varieties protected under PBR 91 or PBR78. Visit pbrfacts.ca to learn more.

Table 6b - Ontario Winter Wheat Distributor/Sponsor Contact Information

Distributor	Address
Advantage Seed Growers	C/O Midnight Acres Inc, 600 River Rd, Lindsay ON, K9V 4R4 Tel: 1-800-463-9302 Website: www.midnightacresinc.com
Brevant Seeds	c/o Corteva Agriscience, Box 730, 7398 Queen's Line, Chatham, ON, N7M 5L1 Website: www.brevant.ca
C&M Seeds	6180 5th Line, Palmerston, ON, N0G 2P0 Tel: 1-888-733-9432 Website: www.redwheat.com
Elite Seeds	Available through your local Agromart Website: www.eliteseeds.ca
Pioneer Seeds	c/o Corteva Agriscience, Box 730, 7398 Queen's Line, Chatham, ON, N7M 5L1 Website: www.pioneer.com
SeCan Association	400-300 Terry Fox Drive, Kanata, ON, K2K 0E3 Tel: 1-866-797-7874 Fax: 613-592-9497 Website: www.secan.com
Semican Inc	50 Boulevard Industriel, Princeville, QC, G6L 4P2 Tel: 1-819-362-8823 Website: www.semican.ca
Snobelen Seeds	323 Havelock St, Lucknow, ON, N0G 2H0 Tel: 519-528-2092 Internet: www.snobelengrain.com