

# 2021

## Ontario Spring Cereal Performance Trials

Data collected in 2020

[www.gocereals.ca](http://www.gocereals.ca)



Conducted by the Ontario Cereal Crop Committee  
Current as of October 25, 2020

## Ontario Spring Cereal Performance Trials

This report has been prepared by the Ontario Cereal Crop Committee and contains the most recent varietal information on winter wheat that was planted and harvested in 2020

ADDITIONAL INFORMATION is available at [www.gocereals.ca](http://www.gocereals.ca), including

- Map with area and individual locations <https://www.gocereals.ca/performance.php?id=sw>
- Head to Head comparisons which give multi-year data <https://www.gocereals.ca/head2head.php?id=sw>
- Historical Performance reports <https://www.gocereals.ca/performance.php?id=archive>

For more information contact:

Ellen Sparry  
Trial Coordinator  
C&M Seeds  
519-343-2126  
[esparry@redwheat.com](mailto:esparry@redwheat.com)

Joanna Follings  
Cereals Specialist, OMAFRA  
63 Lorne Avenue East-Suite 2B, Stratford, ON N5A 6S4  
[joanna.follings@ontario.ca](mailto:joanna.follings@ontario.ca)  
Office: 519-271-8180  
Cell: 519-400-7124

# 2021










## Ontario Spring Cereal Performance Trials

Conducted by the Ontario Cereal Crop Committee ♦ [www.gocereals.ca](http://www.gocereals.ca)



**Tables are hyperlinked – click on the table# to go directly to the desired table**

<u>Table#</u>	<u>Table</u>	<u>Page#</u>
<a href="#">1</a>	Spring Wheat Cumulative Yield Index	<a href="#">3</a>
<a href="#">1a</a>	Spring Wheat Cumulative Yield Index - Area 2 Intensive trials	<a href="#">4</a>
<a href="#">1b</a>	Spring Wheat Cumulative Yield Index - Area 3 Intensive trials	<a href="#">5</a>
<a href="#">1c</a>	Spring Wheat Cumulative Yield Index - Area 5 Intensive trials	<a href="#">6</a>
<a href="#">2a</a>	Spring Wheat Varietal Characteristics - Area 2	<a href="#">7</a>
<a href="#">2b</a>	Spring Wheat Varietal Characteristics - Area 3	<a href="#">8</a>
<a href="#">2c</a>	Spring Wheat Varietal Characteristics - Area 5	<a href="#">9</a>
<a href="#">3</a>	Spring Barley Cumulative Yield Index	<a href="#">10</a>
<a href="#">4a</a>	Spring Barley Varietal Characteristics - Area 2	<a href="#">11</a>
<a href="#">4b</a>	Spring Barley Varietal Characteristics - Area 3	<a href="#">12</a>
<a href="#">4c</a>	Spring Barley Varietal Characteristics - Area 5	<a href="#">13</a>
<a href="#">5</a>	Oat Cumulative Yield Index	<a href="#">14</a>
<a href="#">5a</a>	Oat Cumulative Yield Index - Area 2 Intensive trials	<a href="#">15</a>
<a href="#">5b</a>	Oat Cumulative Yield Index - Area 3 Intensive trials	<a href="#">16</a>
<a href="#">5c</a>	Oat Cumulative Yield Index - Area 5 Intensive trials	<a href="#">17</a>
<a href="#">5d</a>	Oat Cumulative Lodging Score - Area 2 Intensive trials	<a href="#">18</a>
<a href="#">5e</a>	Oat Cumulative Lodging Score - Area 3 Intensive trials	<a href="#">19</a>
<a href="#">5f</a>	Oat Cumulative Lodging Score - Area 5 Intensive trials	<a href="#">20</a>
<a href="#">6a</a>	Oat Varietal Characteristics - Area 2	<a href="#">21</a>
<a href="#">6b</a>	Oat Varietal Characteristics - Area 3	<a href="#">22</a>
<a href="#">6c</a>	Oat Varietal Characteristics - Area 5	<a href="#">23</a>
<a href="#">7a</a>	Spring Wheat Distributors	<a href="#">24</a>
<a href="#">7b</a>	Spring Barley Distributors	<a href="#">25</a>
<a href="#">7c</a>	Oat Distributors	<a href="#">26</a>
<a href="#">7d</a>	Distributor Contact Information	<a href="#">27</a>

**Table 1. 2020 Spring Wheat Performance Trial Cumulative Yield Index<sup>1</sup> Summary**






Cultivar	Class <sup>3</sup>	Area 2 <sup>2</sup>					Area 3 <sup>2</sup>					Area 5 <sup>2</sup>				
		5 yr <sup>4</sup>	4 yr	3 yr	2 yr	2020	5 yr <sup>4</sup>	4 yr	3 yr	2 yr	2020	5 yr <sup>4</sup>	4 yr	3 yr	2 yr	2020
Furano	HRS						100	100	100	99	100	103	101	102	103	106
MAJOR	HRS						100	100	100	100	93	99	100	105	109	111
Fuzion	HRS						95	96	95	96	101	99	98	100	99	98
Wilkin 	HRS	113	113	110	110	109	103	102	102	101	96	100	98	90	89	85
AAC Scotia 	HRS-a	93	93	94	93	90	104	103	100	98	96	110	111	111	111	117
AAC Brandon 	HRS-a													91	87	85
Easton 	HRS-a	110	111	106	105	108	105	104	97	94	91	102	102	94	94	96
Raven 	HRS-a	116	117	111	112	109	109	110	109	111	104	109	108	107	109	110
Ventry	HRS-a	106	107	105	105	103	101	102	103	104	105					
AAC Synox 	HRS-a								99	98	102			90	87	87
Memphre	HRS-a										98					
Maida 	HRS-a										107					118
Agora	HRS					96					108					92
AAC Harlaka	HRS-a					92					100					82
Dagon 	EFS-a		93	97	95	92		107	106	106	98		101	104	108	118
Minot 	EFS-a										98					101
<b>Means (t/ha)</b>		<b>3.92</b>	<b>3.91</b>	<b>4.36</b>	<b>4.41</b>	<b>3.68</b>	<b>3.61</b>	<b>3.45</b>	<b>3.62</b>	<b>4.12</b>	<b>3.42</b>	<b>3.99</b>	<b>3.92</b>	<b>4.02</b>	<b>4.26</b>	<b>4.13</b>
<b>Means (bu/ac)</b>		<b>58</b>	<b>58</b>	<b>65</b>	<b>66</b>	<b>55</b>	<b>54</b>	<b>51</b>	<b>54</b>	<b>61</b>	<b>51</b>	<b>59</b>	<b>58</b>	<b>60</b>	<b>63</b>	<b>61</b>
<b>Locations</b>		<b>12</b>	<b>9</b>	<b>7</b>	<b>6</b>	<b>3</b>	<b>13</b>	<b>10</b>	<b>7</b>	<b>4</b>	<b>1</b>	<b>14</b>	<b>11</b>	<b>8</b>	<b>5</b>	<b>2</b>

Notes:

1. Values differing by less than 3 within a column may not represent true differences in yield. Yield Indices are Heritability Adjusted Relative Values (HARV), which favour results from trial locations with high repeatability. For more information, see: Yan, W. Use of HARV in Variety Trial Summaries.
  2. See area map on GoCereals.ca website.
  3. HRS = hard red spring, EFS = eastern feed spring, -a = awned
  4. Cultivar yield ranking may vary from year to year. Decisions are therefore best made using data with the greatest number of years
-   = PBR Status; indicates varieties protected under PBR 91 or PBR 78. Visit pbrfacts.ca to learn more.

[!\[\]\(e78f798d4ea5c530c9db49e7d26e6b95\_img.jpg\) Return to index..](#)

**Table 1a - Ontario Performance Trial; Spring Wheat 2020 Cumulative Yield Index<sup>1</sup> Intensive Trials Summary for Area 2<sup>2</sup>, OCCC, October 2020**

Class <sup>3</sup>	Variety	4-Year Index Fungicides		3-Year Index Fungicides		2-Year Index Fungicides		2020 Index Fungicides	
		No	Yes	No	Yes	No	Yes	No	Yes
hrs	Wilkin 	107 <sup>4</sup>	118	109	121	108	113	109	113
	AAC Scotia (awned) 	88	93	85	91	89	92	87	87
	Easton (awned) 	107	117	109	123	106	112	107	109
	Raven (awned) 	113	118	116	122	112	114	108	108
	Ventry (awned)	99	105	99	106	99	103	98	103
	Agora							94	98
	AAC Harlaka (awned)							90	95
efs	Dagon (awned) 			88	103	97	105	93	102
<b>Means (t/ha)</b>		<b>3.79</b>	<b>4.18</b>	<b>3.64</b>	<b>4.12</b>	<b>4.23</b>	<b>4.53</b>	<b>3.58</b>	<b>3.72</b>
<b>Means (bu/ac)</b>		<b>56</b>	<b>62</b>	<b>54</b>	<b>61</b>	<b>63</b>	<b>67</b>	<b>53</b>	<b>55</b>
<b>Location-Years</b>		<b>8</b>		<b>6</b>		<b>4</b>		<b>2</b>	

<sup>1</sup> Values differing by less than 3 within a column may not represent true differences in yield. Yield Indices are Heritability Adjusted Relative Values (HARV), which favour results from trial locations with high repeatability. For more information, see: Yan, W. Use of HARV in Variety Trial Summaries.

<sup>2</sup> Area 2: see map of areas on [www.gocereals.ca](http://www.gocereals.ca) website.

<sup>3</sup> hrs = hard red spring, efs = eastern feed spring.

<sup>4</sup> Cultivar yield rankings may vary from year to year. Decisions are therefore best made using data with the greatest number of years.









Fungicide treatments included a T1 application of foliar fungicide at Zadoks Growth Stage 30 to 31, followed by a T3 application of fusarium fungicide during flowering.

**The OCCC is thankful to the Grain Farmers of Ontario, BASF, Bayer and Syngenta for their financial support towards the intensive trials.**

  PBR Status; indicates varieties protected under PBR 91 or PBR 78. Visit [pbrfacts.ca](http://pbrfacts.ca) to learn more.

[Return to Index ...](#)

**Table 1b - Ontario Performance Trial; Spring Wheat 2020 Cumulative Yield Index<sup>1</sup> Intensive Trials  
Summary for Area 3<sup>2</sup>, OCCC, October 2020**

Class <sup>3</sup>	Variety	5-Year Index Fungicides		4-Year Index Fungicides		3-Year Index Fungicides		2-Year Index Fungicides		2020 Index Fungicides	
		No	Yes	No	Yes	No	Yes	No	Yes	No	Yes
hrs	Furano	100	105	99	104	101	103	101	102	99	100
	MAJOR	94	102	94	101	95	101	99	102	93	97
	Fuzion	93	99	91	98	93	97	96	99	100	101
	Wilkin 	95	104	95	104	100	103	96	101	96	101
	AAC Scotia (awned) 	102	108	100	106	98	102	98	102	96	100
	Easton (awned) 	97	109	97	109	95	103	93	98	91	96
	Raven (awned) 	105	112	106	112	106	109	106	107	103	105
	Ventry (awned)	94	100	94	101	97	101	95	98	104	103
	AAC Synox (awned) 					100	102	101	102	101	103
	Memphre (awned)									97	95
	Maida (awned) 									105	103
	Agora									106	106
	AAC Harlaka (awned)									99	96
efs	Dagon (awned) 			99	106	99	104	100	103	97	101
	Minot (awned) 									97	103
<b>Means (t/ha)</b>		<b>4.43</b>	<b>4.84</b>	<b>4.30</b>	<b>4.74</b>	<b>4.74</b>	<b>4.95</b>	<b>4.68</b>	<b>4.83</b>	<b>3.42</b>	<b>3.51</b>
<b>Means (bu/ac)</b>		<b>66</b>	<b>72</b>	<b>64</b>	<b>70</b>	<b>71</b>	<b>74</b>	<b>70</b>	<b>72</b>	<b>51</b>	<b>52</b>
<b>Location-Years</b>		<b>5</b>		<b>4</b>		<b>3</b>		<b>2</b>		<b>1</b>	

<sup>1</sup> Values differing by less than 3 within a column may not represent true differences in yield. Yield Indices are Heritability Adjusted Relative Values (HARV), which favour results from trial locations with high repeatability. For more information, see: Yan, W. Use of HARV in Variety Trial Summaries.

<sup>2</sup> Area 3: see map of areas on [www.gocereals.ca/variety\\_trial.php](http://www.gocereals.ca/variety_trial.php).

<sup>3</sup> hrs = hard red spring, efs = eastern feed spring.










<sup>4</sup> Cultivar yield rankings may vary from year to year. Decisions are therefore best made using data with the greatest number of years. Fungicide treatments included a T1 application of foliar fungicide at Zadoks Growth Stage 30 to 31, followed by a T3 application of fusarium fungicide during flowering.

**The OCCC is thankful to the Grain Farmers of Ontario, BASF, Bayer and Syngenta for their financial support towards the intensive trials.**

  PBR Status; indicates varieties protected under PBR 91 or PBR 78. Visit [pbrfacts.ca](http://pbrfacts.ca) to learn more.

[!\[\]\(e1d6102fe77919492c04879c8450f1f5\_img.jpg\) Return to index ..](#)

**Table 1c - Ontario Performance Trial; Spring Wheat 2020 Cumulative Yield Index<sup>1</sup> Intensive Trials  
Summary for Area 5<sup>2</sup>, OCCC, October 2020**

Class <sup>3</sup>	Variety	5-Year Index Fungicides		4-Year Index Fungicides		3-Year Index Fungicides		2-Year Index Fungicides		2020 Index Fungicides	
		No	Yes	No	Yes	No	Yes	No	Yes	No	Yes
hrs	Furano	103 <sup>4</sup>	102	103	102	101	105	102	107	99	110
	MAJOR	103	98	105	99	108	105	112	107	112	112
	Fuzion	97	101	96	101	100	101	97	98	90	94
	Wilkin 	99	100	99	99	85	87	85	87	77	80
	AAC Scotia (awned) 	110	113	112	117	117	119	116	118	121	129
	AAC Brandon (awned) 					95	98	92	92	84	91
	Easton (awned) 	105	104	107	103	93	90	97	91	95	90
	Raven (awned) 	110	107	110	106	107	106	110	105	107	106
	AAC Synox (awned) 					88	86	87	82	89	86
	Maida (awned) 									133	124
	Agora									87	87
	AAC Harlaka (awned)									81	78
efs	Dagon (awned) 			100	104	107	106	111	108	116	115
	Minot (awned) 									97	101
Means (t/ha)		4.26	4.37	3.72	3.82	3.66	3.62	4.06	3.95	3.97	4.00
Means (bu/ac)		63	65	55	57	54	54	60	59	59	60
Location-Years		5		4		3		2		1	

<sup>1</sup> Values differing by less than 3 within a column may not represent true differences in yield. Yield Indices are Heritability Adjusted Relative Values (HARV), which favour results from trial locations with high repeatability. For more information, see: Yan, W. Use of HARV in Variety Trial Summaries.

<sup>2</sup> Area 5: see map of areas on [www.gocereals.ca/variety\\_trial.php](http://www.gocereals.ca/variety_trial.php).

<sup>3</sup> hrs = hard red spring, efs = eastern feed spring.

<sup>4</sup> Cultivar yield rankings may vary from year to year. Decisions are therefore best made using data with the greatest number of years. Fungicide treatments included a T1 application of foliar fungicide at Zadoks Growth Stage 30 to 31, followed by a T3 application of fusarium fungicide during flowering.

**The OCCC is thankful to the Grain Farmers of Ontario, BASF, Bayer and Syngenta for their financial support towards the intensive trials.**








PBR Status; indicates varieties protected under PBR 91 or PBR 78. Visit [pbrfacts.ca](http://pbrfacts.ca) to learn more.



[Return to Index ...](#)



**Table 2a - Ontario Spring Wheat Varietal Characteristics Based on Data from Area 2, 2020**

Cultivar	Class <sup>1</sup>	** Fusarium Data			Test Weight (kg/hL)	Protein (%)	1000 Kernel Weight (g)	Lodging (0-9) <sup>3</sup>	Height (cm)	Heading <sup>4</sup> (days)	Mildew (0-9) <sup>3</sup>	Leaf Septoria (0-9) <sup>3</sup>	Barley Yellow Dwarf Virus (0-9) <sup>3</sup>
		Combined Fusarium Rating <sup>2</sup>	DON Rating <sup>2</sup>	Years									
Wilkin 	HRS	S	S	7	74.9	13.3	32.8	0.0	87	59	0.8	4.0	1.0
AAC Scotia 	HRS-a	MR	MR	7	73.3	15.0	35.9	8.3	108	62	0.0	3.8	2.5
Easton 	HRS-a	MS	MS	7	76.5	14.2	30.4	5.0	85	62	3.3	2.6	1.5
Raven 	HRS-a	MS	S	6	75.0	14.0	36.7	7.5	97	60	0.3	3.8	2.5
Ventry	HRS-a	MS	MS	6	77.0	14.7	38.2	4.0	102	56	0.3	4.0	2.5
Agora	HRS	--	--	--	76.0	14.2	35.2	6.8	100	59	2.3	5.4	2.0
AAC Harlaka	HRS-a	--	--	--	77.4	15.4	33.0	7.5	95	58	1.4	5.1	2.0
Dagon 	EFS-a	MS	MS	3	75.2	13.8	30.8	2.8	82	61	3.1	3.6	1.5
Means					75.7	14.3	34.1	5.2	94	60	1.4	4.0	1.9
Locations					3	2	3	1	2	3	2	2	1









Notes:

- HRS = hard red spring, EFS = eastern feed spring, -a = awned
  - Combined Fusarium Ratings are based on BOTH Fusarium head blight ratings and deoxynivalenol (DON) levels from inoculated provincial trials.  
DON Ratings are based only on DON levels from inoculated provincial trials.  
MR=moderately resistant (best); MS=moderately susceptible; S=susceptible; HS=highly susceptible (worst)
  - \*\* These columns will be updated when the 2020 data are available.
  - For ratings 0-9, a high score is undesirable.
  - Days from planting. Heading and Physiological Maturity vary from year to year and should only be used to indicate relative differences.
-   = PBR Status; indicates varieties protected under PBR 91 or PBR 78. Visit [pbrfacts.ca](http://pbrfacts.ca) to learn more.

[!\[\]\(c3d993ca47bfe2a953c700506ce31fa0\_img.jpg\) Return to Index ...](#)



**Table 2b - Ontario Spring Wheat Varietal Characteristics Based on Data from Area 3, 2020**

Cultivar	Class <sup>1</sup>	** Fusarium Data			Test Weight (kg/hL)	Protein (%)	1000				Straw Yield Index
		Combined Fusarium Rating <sup>2</sup>	DON Rating <sup>2</sup>	Years			Kernel Weight (g)	Height (cm)	Heading <sup>4</sup> (days)	Maturity <sup>4</sup> (days)	
Furano	HRS	MR	MR	7	73.5	13.9	31.3	84	65	94	98
MAJOR	HRS	MR	MR	7	74.0	13.9	33.7	83	66	94	91
Fuzion	HRS	MS	MS	7	73.0	13.6	34.4	85	60	90	115
Wilkin 	HRS	S	S	7	72.8	13.3	31.8	63	60	90	84
AAC Scotia 	HRS-a	MR	MR	7	70.9	13.0	33.5	81	64	92	112
Easton 	HRS-a	MS	MS	7	73.4	14.2	29.8	61	63	92	70
Raven 	HRS-a	MS	S	6	72.8	12.8	34.7	74	62	91	103
Ventry	HRS-a	MS	MS	6	74.4	13.6	38.0	81	59	90	96
AAC Synox 	HRS-a	MS	MR	2	76.0	13.7	32.0	81	61	90	101
Memphre	HRS-a	--	--	--	73.6	13.8	28.7	76	66	94	82
Maida 	HRS-a	--	--	--	74.0	13.7	32.7	88	65	94	150
Agora	HRS	--	--	--	75.7	13.5	34.7	85	60	94	103
AAC Harlaka	HRS-a	--	--	--	73.9	14.5	33.6	79	60	90	101
Dagon 	EFS-a	MS	MS	3	72.7	13.4	29.4	69	63	91	91
Minot 	EFS-a	--	--	--	69.5	14.1	33.5	81	62	93	101
Means					73.3	13.7	32.8	78	62	92	1.07 t/ha
Locations					1	1	1	1	1	1	1










Notes:

1. HRS = hard red spring, EFS = eastern feed spring, TRIT = triticale, Other = does not meet quality standards for CEHRS, -a = awned
2. Combined Fusarium Ratings are based on BOTH Fusarium head blight ratings and deoxynivalenol (DON) levels from inoculated provincial trials.  
DON Ratings are based only on DON levels from inoculated provincial trials.  
MR=moderately resistant (best); MS=moderately susceptible; S=susceptible; HS=highly susceptible (worst)
- \*\* These columns will be updated when the 2020 data are available.
3. For ratings 0-9, a high score is undesirable.
4. Days from planting. Heading and Physiological Maturity vary from year to year and should only be used to indicate relative differences.

  = PBR Status; indicates varieties protected under PBR 91 or PBR 78. Visit [pbrfacts.ca](http://pbrfacts.ca) to learn more.

[Return to Index ...](#)

**Table 2c - Ontario Spring Wheat Varietal Characteristics Based on Data from Area 5, 2020**

Cultivar	Class <sup>1</sup>	** Fusarium Data			Test Weight (kg/hL)	Protein (%)	1000 Kernel Weight (g)	Lodging (0-9) <sup>3</sup>	Height (cm)	Heading <sup>4</sup> (days)	Maturity <sup>4</sup> (days)	Straw Yield Index
		Combined Fusarium Rating <sup>2</sup>	DON Rating <sup>2</sup>	Years								
Furano	HRS	MR	MR	7	72.7	14.1	34.7	0.7	94	57	106	104
MAJOR	HRS	MR	MR	7	73.1	13.8	35.7	0.7	98	58	102	114
Fuzion	HRS	MS	MS	7	70.2	14.1	34.7	1.5	93	54	105	91
Wilkin 	HRS	S	S	7	69.4	14.4	32.3	0.0	78	52	95	120
AAC Scotia 	HRS-a	MR	MR	7	70.7	13.8	37.9	1.1	98	57	98	87
AAC Brandon 	HRS-a	MS	MS	2	70.0	15.1	30.1	0.0	75	51	98	85
Easton 	HRS-a	MS	MS	7	71.4	13.7	31.2	0.0	78	58	98	88
Raven 	HRS-a	MS	S	6	72.0	13.9	36.2	0.0	89	54	97	109
AAC Synox 	HRS-a	MS	MR	2	72.9	15.4	29.9	1.9	86	54	102	87
Maida 	HRS-a	--	--	--	71.6	14.2	34.9	0.1	93	57	99	109
Agora	HRS	--	--	--	71.2	15.0	32.4	0.4	86	52	105	92
AAC Harlaka	HRS-a	--	--	--	71.8	15.4	32.9	0.3	86	54	97	113
Dagon 	EFS-a	MS	MS	3	71.8	13.5	30.0	0.0	82	57	98	96
Minot 	EFS-a	--	--	--	69.3	14.9	37.2	0.0	90	53	97	103
Means					71.3	14.4	33.6	0.5	88	55	100	5.02 t/ha
Locations					2	1	2	2	2	2	2	1

Notes:

1. HRS = hard red spring, EFS = eastern feed spring, -a = awned

2. Combined Fusarium Ratings are based on BOTH Fusarium head blight ratings and deoxynivalenol (DON) levels from inoculated provincial trials.



DON Ratings are based only on DON levels from inoculated provincial trials.

MR=moderately resistant (best); MS=moderately susceptible; S=susceptible; HS=highly susceptible (worst)









\*\* These columns will be updated when the 2020 data are available.

3. For ratings 0-9, a high score is undesirable.

4. Days from planting. Heading and Physiological Maturity vary from year to year and should only be used to indicate relative

  = PBR Status; indicates varieties protected under PBR 91 or PBR 78. Visit [pbrfacts.ca](http://pbrfacts.ca) to learn more.

**Table 3. 2020 Spring Barley Performance Trial Cumulative Yield Index<sup>1</sup> Summary**

Cultivar	Area 2 <sup>2</sup>					Area 3 <sup>2</sup>					Area 5 <sup>2</sup>				
	5 yr <sup>3</sup>	4 yr	3 yr	2 yr	2020	5 yr <sup>3</sup>	4 yr	3 yr	2 yr	2020	5 yr <sup>3</sup>	4 yr	3 yr	2 yr	2020
<b>2 Rowed</b>															
AC Kings	93	93	93	91	92										
Bornholm	102	102	105	104	105	100	101	101	98	96				98	99
Conestogo	98	98	99	99	96										
AAC Purpose 	99	100	102	99	98	97	97	99	97	101	100	101	100	98	94
Dundee	94	94	95	93	95	100	101	100	99	100					
DS5692RB	102	103	104	103	102	102	103	102	95	97				96	98
Champion 					97	101	100	101	103	103				97	90
AAC Synergy 					95			92	96	94				102	102
Esma 					104					109					113
KWS Kellie 					91					106					101
AAC Connect 					85					82					93
<b>6 Rowed</b>															
Dignity	100	100	98	100	105	101	102	98	103	105					
OCEANIK						107	107	108	103	103	105	103	102	103	99
OAC Laverne	103	103	103	101	101	101	100	100	97	98					
Harmony						104	105	108	104	101	94	96	97	93	93
Amberly	105	107	105	103	104	104	103	103	105	105			105	102	103
HY 621-6R	102	104	102	99	103	100	102	101	96	88				95	97
Chambly						105	106	104	102	101	101	101	100	99	103
AAC Vitality 	103	103	102	101	101	106	106	106	109	116	104	106	106	108	109
AAC Montrose 											100	98	97	97	87
Marden	103	103	101	101	105	95	96	93	90	72					
Baden	105	106	106	106	111	109	110	109	108	116	106	103	102	102	104
DS8126RB			109	110	109			111	109	116				108	103
Sagamie								100	104	105					
Means (t/ha)	4.45	4.30	4.37	4.70	4.23	4.30	4.28	4.37	5.21	3.44	4.87	4.95	4.88	5.19	4.99
Means (bu/ac)	83	80	81	87	79	80	80	81	97	64	91	92	91	97	93
Locations	13	10	8	6	3	11	9	7	4	1	13	10	7	5	2

Notes:

1. Values differing by less than 3 within a column may not represent true differences in yield. Yield Indices are Heritability Adjusted Relative Values (HARV), which favour results from trial locations with high repeatability. For more information, see: Yan, W. Use of HARV in Variety Trial Summaries.








2. See area map on GoCereals.ca website.

3. Cultivar yield ranking may vary from year to year. Decisions are therefore best made using data with the greatest number of years

  = PBR Status; indicates varieties protected under PBR 91 or PBR 78. Visit pbrfacts.ca to learn more.

[Return to Index ...](#)

**Table 4a - Ontario Spring Barley Varietal Characteristics Based on Data from Area 2, 2020**

Cultivar	Class <sup>1</sup>	Test Weight (kg/hL)	1000 Kernel Weight (g)	Height (cm)	Heading <sup>3</sup> (days)	Net Blotch (0-9) <sup>2</sup>	Straw Yield Index
AC Kings	2R	59.6	40.5	86	59	3.8	102
Bornholm	2R	64.8	41.4	77	58	4.3	100
Conestogo	2R	62.1	40.2	88	58	4.9	84
AAC Purpose 	2R	59.8	47.6	92	60	4.3	116
Dundee	2R	60.8	42.6	81	59	4.3	106
DS5692RB	2R	62.7	41.5	78	58	4.0	94
Champion 	2R	64.4	45.5	81	60	3.3	101
AAC Synergy 	2R	60.4	43.0	77	59	2.6	101
Esma 	2R	62.5	44.2	67	59	4.4	75
KWS Kellie 	2R	56.4	38.1	69	63	4.1	94
AAC Connect 	2R	58.0	41.0	71	60	2.9	92
Dignity	6R	61.2	42.1	95	58	2.9	103
OAC Laverne	6R	60.7	36.6	89	58	3.5	111
Amberly	6R	59.9	41.3	92	60	3.1	102
HY 621-6R	6R	60.9	36.9	82	56	2.5	98
AAC Vitality 	6R	58.5	42.3	89	61	2.6	143
Marden	6R	61.6	42.1	83	55	2.1	87
Baden	6R	59.4	39.0	70	59	3.1	93
DS8126RB	6R	58.4	36.9	86	60	2.3	97
Means		60.6	41.2	82	59	3.4	5.37 t/ha
Locations		3	2	2	3	2	1








Notes:

1. 2R = 2 Row, 6R = 6 Row
2. For ratings 0-9, a high score is undesirable.
3. Days from planting. Heading and Physiological Maturity vary from year to year and should only be used to indicate relative differences.

  = PBR Status; indicates varieties protected under PBR 91 or PBR 78. Visit [pbrfacts.ca](http://pbrfacts.ca) to learn more.

[!\[\]\(23d9fc146e83b5c3013cfa32c784f8d5\_img.jpg\) Return to Index ...](#)

**Table 4b - Ontario Spring Barley Varietal Characteristics Based on Data from Area 3, 2020**

Cultivar	Class <sup>1</sup>	Test Weight (kg/hL)	1000 Kernel Weight (g)	Height (cm)	Lodging (0-9) <sup>2</sup>	Heading <sup>3</sup> (days)	Maturity <sup>3</sup> (days)	Straw Yield Index
Bornholm	2R	61.8	44.0	60	2.3	68	88	100
AAC Purpose 	2R	54.4	47.0	71	3.5	66	94	111
Dundee	2R	59.5	42.3	65	2.5	67	89	109
DS5692RB	2R	59.1	43.1	61	2.3	69	87	107
Champion 	2R	57.4	43.4	60	2.0	67	95	103
AAC Synergy 	2R	49.6	39.7	64	3.0	69	94	105
Esma 	2R	57.0	45.5	61	3.3	68	89	104
KWS Kellie 	2R	56.5	44.5	59	3.0	69	91	104
AAC Connect 	2R	45.9	38.7	56	2.5	69	93	106
Dignity	6R	53.1	36.7	69	2.3	65	94	99
OCEANIK	6R	52.3	39.3	68	2.3	67	92	106
OAC Laverne	6R	58.6	39.6	65	3.0	64	93	95
Harmony	6R	51.4	36.3	78	2.0	66	97	107
Amberly	6R	54.1	40.1	66	1.7	66	98	82
HY 621-6R	6R	55.2	40.6	71	4.3	63	89	100
Chambly	6R	54.2	39.1	59	2.8	65	96	86
AAC Vitality 	6R	51.0	36.7	69	2.0	67	97	88
Marden	6R	55.4	39.3	56	4.5	63	87	91
Baden	6R	54.5	33.0	53	3.3	70	89	99
DS8126RB	6R	55.7	40.1	65	2.8	68	95	99
Sagamie	6R	53.6	37.1	70	2.5	65	95	100
Means		54.8	40.3	64	2.7	67	92	3.64 t/ha
Locations		1	1	1	1	1	1	1









Notes:

1. 2R = 2 Row, 6R = 6 Row
2. For ratings 0-9, a high score is undesirable.
3. Days from planting. Heading and Physiological Maturity vary from year to year and should only be used to indicate relative differences.

  = PBR Status; indicates varieties protected under PBR 91 or PBR 78. Visit [pbrfacts.ca](http://pbrfacts.ca) to learn more.

[Return to Index ...](#)

**Table 4c - Ontario Spring Barley Varietal Characteristics Based on Data from Area 5, 2020**

Cultivar	Class <sup>1</sup>	Test Weight (kg/hL)	1000 Kernel Weight (g)	Height (cm)	Lodging (0-9) <sup>2</sup>	Stem Break (0-9) <sup>2</sup>	Heading <sup>3</sup> (days)	Maturity <sup>3</sup> (days)	Straw Yield Index
Bornholm	2R	61.4	41.3	64	0.0	0.0	55	88	80
AAC Purpose 	2R	53.2	45.3	78	2.5	0.0	54	91	117
DS5692RB	2R	57.3	40.4	67	0.6	0.0	54	87	87
Champion 	2R	55.9	39.0	71	0.5	3.5	54	87	87
AAC Synergy 	2R	54.5	38.3	74	1.1	0.0	56	90	111
Esma 	2R	55.7	42.4	65	0.3	1.0	57	92	93
KWS Kellie 	2R	51.2	39.4	60	0.1	6.8	56	89	91
AAC Connect 	2R	51.0	37.8	66	1.8	0.0	56	90	85
OCEANIK	6R	53.1	39.2	76	0.1	0.0	55	91	90
Harmony	6R	53.3	39.0	84	0.0	0.0	55	94	120
Amberly	6R	56.2	41.0	80	0.5	0.0	57	98	118
HY 621-6R	6R	54.3	38.7	72	0.9	0.0	53	91	87
Chambly	6R	53.0	39.9	74	0.1	0.0	55	94	123
AAC Vitality 	6R	51.7	40.9	80	0.0	0.0	55	95	140
AAC Montrose 	6R	49.5	37.2	80	0.6	0.0	53	91	110
Baden	6R	54.8	34.8	62	0.0	0.0	54	93	75
DS8126RB	6R	55.2	40.7	71	0.9	0.0	54	94	86
Means		54.2	39.7	72	0.6	0.7	55	91	3.95 t/ha
Locations		1	2	2	2	1	2	2	2








Notes:

1. 2R = 2 Row, 6R = 6 Row
2. For ratings 0-9, a high score is undesirable.
3. Days from planting. Heading and Physiological Maturity vary from year to year and should only be used to indicate relative differences.

  = PBR Status; indicates varieties protected under PBR 91 or PBR 78. Visit [pbrfacts.ca](http://pbrfacts.ca) to learn more.

[Return to Index ...](#)

**Table 5. 2020 Oat Performance Trial Cumulative Yield Index<sup>1</sup> Summary**

Cultivar	Area 2 <sup>2</sup>					Area 3 <sup>2</sup>					Area 5 <sup>2</sup>				
	5 yr <sup>3</sup>	4 yr	3 yr	2 yr	2020	5 yr <sup>3</sup>	4 yr	3 yr	2 yr	2020	5 yr <sup>3</sup>	4 yr	3 yr	2 yr	2020
<b>Hulled</b>															
OAC Markdale	81	80	80	80	81	94	94	98	96	99					
RC Amaze	92	91	97	99	108	93	92	104	97	96					
Avatar						90	87	94	86	100					
Hidalgo											97	96	95	90	82
Vitality							89	96	97	96	99	99	97	94	92
AAC Bullet	102	101	98	96	107	107	111	101	101	92					
Nice											103	102	102	105	107
CDC Orrin 					100	110	110	114	109	107		100	101	97	100
AAC Richmond	100	98	95	92	94	98	95	93	99	102	106	106	108	107	106
AAC Oaklin	98	99	92	89	98	106	110	101	101	88	99	99	97	98	98
Kara 											101	101	101	99	93
Akina 											103	103	105	103	102
AAC Nicolas 											103	102	101	100	106
AAC Blake 	97	94	93	90	94										
AAC Banner 		116	113	114	98		112	107	113	101					
Kalio 				108	94				101	104			98	98	95
Orford					105					102					95
Means (t/ha)	3.92	3.64	3.57	3.74	3.52	4.01	3.56	3.61	4.29	3.62	5.02	5.10	4.94	5.33	4.95
Means (bu/ac)	103	96	94	98	92	105	94	95	113	95	132	134	130	140	130
Locations	14	11	8	6	3	9	7	5	3	1	14	11	8	5	2

Notes:





1. Values differing by less than 3 within a column may not represent true differences in yield. Yield Indices are Heritability Adjusted Relative Values (HARV), which favour results from trial locations with high repeatability. For more information, see: Yan, W. Use of HARV in Variety Trial Summaries.
  2. See area map on GoCereals.ca website.
  3. Cultivar yield ranking may vary from year to year. Decisions are therefore best made using data with the greatest number of
- Rust races have overcome genetic resistance in the past 12 years, with some varieties being significantly impacted.

  = PBR Status; indicates varieties protected under PBR 91 or PBR 78. Visit [pbrfacts.ca](http://pbrfacts.ca) to learn more.

[!\[\]\(83f22ed94ec5517769dd76d702c6bfd8\_img.jpg\) Return to Index ...](#)



**Table 5a - Ontario Performance Trial; Oat 2020 Cumulative Yield Index<sup>1</sup> Intensive Trials  
Summary for Area 2<sup>2</sup>, OCCC, October 2020**

Class <sup>3</sup>	Variety	5-Year Index Fungicides		4-Year Index Fungicides		3-Year Index Fungicides		2-Year Index Fungicides		2020 Index Fungicides	
		No	Yes	No	Yes	No	Yes	No	Yes	No	Yes
white	OAC Markdale	85 <sup>4</sup>	93	84	93	81	93	76	91	74	83
	RC Amaze	95	106	95	109	97	114	96	117	111	128
	AAC Bullet	99	109	99	110	96	112	94	115	108	122
	CDC Orrin 									93	98
	AAC Richmond	96	102	94	101	92	102	90	103	95	106
	AAC Oaklin	98	106	97	108	91	107	89	109	103	113
	AAC Blake 	97	106	96	105	93	105	91	107	96	105
	AAC Banner 			97	105	95	105	94	106	81	91
	Kalio 							96	100	86	93
	Orford									100	101
Means (t/ha)		3.95	4.25	3.82	4.20	3.69	4.22	3.80	4.38	3.46	3.79
Means (bu/ac)		104	112	100	110	97	111	100	115	91	99
Location-Years		9		7		5		4		2	

<sup>1</sup> Values differing by less than 3 within a column may not represent true differences in yield. Yield Indices are Heritability Adjusted Relative Values (HARV), which favour results from trial locations with high repeatability. For more information, see: Yan, W. Use of HARV in Variety Trial Summaries.

<sup>2</sup> Area 2: see map of areas on www.gocereals.ca website.

<sup>3</sup> hull colour.




<sup>4</sup> Cultivar yield rankings may vary from year to year. Decisions are therefore best made using data with the greatest number of years. Fungicide treatments included a T2 application of foliar fungicide at Zadoks Growth Stage 39.

**The OCCC is thankful to the Grain Farmers of Ontario, BASF, Bayer and Syngenta for their financial support towards the intensive trials.**

  = PBR Status; indicates varieties protected under PBR 91 or PBR 78. Visit pbrfacts.ca to learn more.

 [Return to Index ...](#)

**Table 5b - Ontario Performance Trial; Oat 2020 Cumulative Yield Index<sup>1</sup> Intensive Trials  
Summary for Area 3<sup>2</sup>, OCCC, October 2020**

Class <sup>3</sup>	Variety	5-Year Index Fungicides		4-Year Index Fungicides		3-Year Index Fungicides		2-Year Index Fungicides		2020 Index Fungicides	
		No	Yes	No	Yes	No	Yes	No	Yes	No	Yes
white	OAC Markdale	88 <sup>4</sup>	98	88	99	92	98	89	99	99	94
	RC Amaze	83	100	83	99	94	100	90	99	95	95
	Avatar	83	102	80	102	93	107	88	107	100	103
	Vitality			85	98	93	99	91	98	95	96
	AAC Bullet	102	106	105	108	96	100	94	101	89	93
	CDC Orrin 	103	109	104	108	107	107	108	110	110	108
	AAC Richmond	96	110	94	109	96	107	96	110	103	105
	AAC Oaklin	100	105	103	109	92	99	89	100	85	89
	AAC Banner 			108	107	106	105	109	106	102	95
	Kalio 							106	105	106	100
	Orford									103	103
Means (t/ha)		4.18	4.68	3.83	4.30	3.93	4.19	4.13	4.47	3.62	3.58
Means (bu/ac)		110	123	100	113	103	110	108	117	95	94
Location-Years		5		4		3		2		1	

<sup>1</sup> Values differing by less than 3 within a column may not represent true differences in yield. Yield Indices are Heritability Adjusted Relative Values (HARV), which favour results from trial locations with high repeatability. For more information, see: Yan, W. Use of HARV in Variety Trial Summaries.



<sup>2</sup> Area 3: see map of areas on www.gocereals.ca website.

<sup>3</sup> hull colour.






<sup>4</sup> Cultivar yield rankings may vary from year to year. Decisions are therefore best made using data with the greatest number of years.

Fungicide treatments included a T2 application of foliar fungicide at Zadoks Growth Stage 39.

**The OCCC is thankful to the Grain Farmers of Ontario, BASF, Bayer and Syngenta for their financial support towards the intensive trials.**

  = PBR Status; indicates varieties protected under PBR 91 or PBR 78. Visit pbrfacts.ca to learn more.

**Table 5c - Ontario Performance Trial; Oat 2020 Cumulative Yield Index<sup>1</sup> Intensive Trials  
Summary for Area 5<sup>2</sup>, OCCC, October 2020**

Class <sup>3</sup>	Variety	5-Year Index Fungicides		4-Year Index Fungicides		3-Year Index Fungicides		2-Year Index Fungicides		2020 Index Fungicides	
		No	Yes	No	Yes	No	Yes	No	Yes	No	Yes
white	Hidalgo	94 <sup>4</sup>	100	94	99	93	100	90	96	77	89
	Vitality	94	101	95	101	92	100	92	98	89	104
	Nice	102	108	102	109	103	110	105	113	102	123
	CDC Orrin 			100	98	99	98	100	95	101	97
	AAC Richmond	103	104	103	102	105	107	105	105	104	102
	AAC Oaklin	95	99	96	97	92	95	93	97	92	96
	Kara 	101	103	100	101	97	100	96	99	90	97
	Akina 	101	100	102	99	101	98	102	99	101	99
	AAC Nicolas 	103	104	104	104	102	103	101	101	105	112
	Kalio 					97	106	98	105	97	111
	Orford									89	94
Means (t/ha)		5.21	5.40	5.05	5.15	4.76	4.94	4.97	5.08	4.77	5.12
Means (bu/ac)		137	142	133	135	125	130	131	133	125	134
Location-Years		5		4		3		2		1	

<sup>1</sup> Values differing by less than 3 within a column may not represent true differences in yield. Yield Indices are Heritability Adjusted Relative Values (HARV), which favour results from trial locations with high repeatability. For more information, see: Yan, W. Use of HARV in Variety Trial Summaries.

<sup>2</sup> Area 5: see map of areas on [www.gocereals.ca](http://www.gocereals.ca) website.





<sup>3</sup> hull colour.

<sup>4</sup> Cultivar yield rankings may vary from year to year. Decisions are therefore best made using data with the greatest number of years. Fungicide treatments included a T2 application of foliar fungicide at Zadoks Growth Stage 39.

**The OCCC is thankful to the Grain Farmers of Ontario, BASF, Bayer and Syngenta for their financial support towards the intensive trials.**

  = PBR Status; indicates varieties protected under PBR 91 or PBR 78. Visit [pbrfacts.ca](http://pbrfacts.ca) to learn more.

**Table 5d - Ontario Performance Trial; Oat 2020 Cumulative Lodging Score<sup>1</sup> Intensive Trials  
Summary for Area 2<sup>2</sup>, OCCC, October 2020**

Class <sup>3</sup>	Variety	1-Year Lodging Score		2-Year Lodging Score		3-Year Lodging Score		2020 Lodging Score	
		Fungicides		Fungicides		Fungicides		Fungicides	
		No	Yes	No	Yes	No	Yes	No	Yes
white	OAC Markdale	4.3 <sup>4</sup>	2.9	5.3	2.0	6.8	2.7	9.0	6.3
	RC Amaze	5.3	2.5	7.4	2.3	7.8	2.1	9.0	3.5
	AAC Bullet	3.8	2.3	4.5	1.4	5.8	1.7	6.5	3.0
	CDC Orrin 							6.8	4.5
	AAC Richmond	4.2	4.1	5.0	2.4	6.5	3.2	9.0	6.5
	AAC Oaklin	4.4	2.4	5.9	1.8	6.8	1.5	7.8	3.0
	AAC Blake 	4.6	2.7	5.2	2.0	6.4	2.0	7.5	5.0
	AAC Banner 	4.5	3.9	4.3	3.1	5.0	3.5	9.0	8.5
	Kalio 					3.6	1.3	4.3	3.0
	Orford							8.5	8.0
Means		4.0	3.0	4.9	2.2	5.8	2.4	7.6	5.0
Location-Years		6		4		3		1	

<sup>1</sup> Lodging scores range from 0 to 9. A high score is undesirable

<sup>2</sup> Area 2: see area map on [www.gocereals.ca](http://www.gocereals.ca) website.

<sup>3</sup> hull colour.

<sup>4</sup> Cultivar lodging rankings may vary from year to year. Decisions are therefore best made using data with the greatest number of years.




Fungicide treatment included a T2 application of foliar fungicide at Zadoks Growth Stage 39.

**The OCCC thanks the Grain Farmers of Ontario, BASF, Bayer and Syngenta for their financial support towards the intensive trials.**

  PBR Status; indicates varieties protected under PBR 91 or PBR78. Visit [pbrfacts.ca](http://pbrfacts.ca) to learn more.

[Return to Index ...](#)

**Table 5e - Ontario Performance Trial; Oat 2020 Cumulative Lodging Score<sup>1</sup> Intensive Trials Summary for Area 3<sup>2</sup>, OCCC, October 2020**

Class <sup>3</sup>	Variety	3-Year Lodging Score Fungicides		2-Year Lodging Score Fungicides		2020 Lodging Score Fungicides	
		No	Yes	No	Yes	No	Yes
white	OAC Markdale	4.6 <sup>4</sup>	3.7	2.4	1.0	2.5	1.0
	RC Amaze	5.5	3.9	3.9	1.4	1.0	1.8
	Avatar			6.5	2.1	5.0	1.8
	Vitality			3.3	1.8	0.0	1.8
	AAC Bullet	3.8	2.2	2.0	0.8	2.5	1.3
	CDC Orrin 			4.0	2.3	4.0	3.3
	AAC Richmond	4.3	3.3	2.0	1.6	1.5	2.3
	AAC Oaklin	6.2	3.8	5.0	2.5	5.0	3.3
	AAC Banner 	4.2	3.4	1.8	1.5	1.0	1.8
	Kalio 			3.1	1.8	3.5	2.3
	Orford					3.5	2.0
Means		5.5	3.9	3.5	1.8	2.6	2.0
Location-Years		3		2		1	

<sup>1</sup> Lodging scores range from 0 to 9. A high score is undesirable

<sup>2</sup> Area 3: see area map on www.gocereals.ca website.

<sup>3</sup> hull colour.

<sup>4</sup> Cultivar lodging rankings may vary from year to year. Decisions are therefore best made using data with the greatest number of years.






Fungicide treatment included a T2 application of foliar fungicide at Zadoks Growth Stage

**The OCCC thanks the Grain Farmers of Ontario, BASF, Bayer and Syngenta for their financial support towards the intensive trials.**

  PBR Status; indicates varieties protected under PBR 91 or PBR78. Visit pbrfacts.ca

[!\[\]\(8bba887393ca45b761e5cb49e755e762\_img.jpg\) Return to Index ...](#)

**Table 5f - Ontario Performance Trial; Oat 2020 Cumulative Lodging Score<sup>1</sup> Intensive Trials Summary for Area 5<sup>2</sup>, OCCC, November 2020**

Class <sup>3</sup>	Variety	3-Year Lodging Score Fungicides		2-Year Lodging Score Fungicides		2020 Lodging Score Fungicides	
		No	Yes	No	Yes	No	Yes
white	Hidalgo	2.0 <sup>4</sup>	1.5	1.5	1.0	3.0	2.0
	Vitality	2.7	2.3	1.6	1.6	2.5	2.3
	Nice	4.1	3.4	4.0	3.0	5.3	3.5
	CDC Orrin 	1.6	1.8	0.9	1.4	1.3	2.3
	AAC Richmond	3.3	2.8	2.6	2.1	2.3	1.3
	AAC Oaklin	1.3	1.8	0.1	1.0	0.3	1.5
	Kara 	1.5	1.9	0.5	1.1	1.0	2.3
	Akina 	0.8	1.3	0.0	0.4	0.0	0.8
	AAC Nicolas 	1.1	1.5	0.1	0.6	0.3	1.3
	Kalio 			2.4	1.6	4.3	2.8
	Orford					3.8	4.5
Means		2.4	2.4	1.2	1.3	1.7	1.7
Location-Years		3		2		1	

<sup>1</sup> Lodging scores range from 0 to 9. A high score is undesirable

<sup>2</sup> Area 5: see area map on [www.gocereals.ca](http://www.gocereals.ca) website.

<sup>3</sup> hull colour.

<sup>4</sup> Cultivar lodging rankings may vary from year to year. Decisions are therefore best made using data with the greatest number of years.

Fungicide treatment included a T2 application of foliar fungicide at Zadoks Growth Stage 39.





**The OCCC thanks the Grain Farmers of Ontario, BASF, Bayer and Syngenta for their financial support towards the intensive trials.**



PBR Status; indicates varieties protected under PBR 91 or PBR78. Visit [pbrfacts.ca](http://pbrfacts.ca) to learn more.

[Return to Index ...](#)

**Table 6a - Ontario Oat Varietal Characteristics Based on Data from Area 2, 2020**

Cultivar	Class <sup>1</sup>	Test Weight (kg/hL)	1000 Kernel Weight (g)	Heading <sup>3</sup> (days)	Height (cm)	Lodging (0-9) <sup>2</sup>	Crown Rust (0-9) <sup>2</sup>	Leaf Septoria (0-9) <sup>2</sup>
OAC Markdale	white	43.2	33.3	60	101	9.0	5.6	3.5
RC Amaze	white	45.9	31.3	56	92	9.0	4.6	3.0
AAC Bullet	white	48.5	33.6	60	100	6.5	5.6	2.0
CDC Orrin 	white	43.5	29.0	63	110	6.8	3.8	3.5
AAC Richmond	white	44.8	35.3	67	110	9.0	3.6	2.5
AAC Oaklin	white	46.4	34.4	61	100	7.8	6.3	4.0
AAC Blake 	white	42.7	33.0	64	107	7.5	4.4	3.5
AAC Banner 	white	44.3	30.6	63	101	9.0	1.1	3.0
Kalio 	white	45.9	34.9	61	100	4.3	2.9	1.5
Orford	white	46.2	31.4	65	103	8.5	3.8	2.5
Means		45.1	32.6	62	102	7.7	4.2	2.9
Locations		3	2	3	2	1	2	1

Notes:




1. hull colour
2. For ratings 0-9, a high score is undesirable.
3. Days from planting. Heading and Physiological Maturity vary from year to year and should only be used to indicate relative differences.

  = PBR Status; indicates varieties protected under PBR 91 or PBR 78. Visit [pbrfacts.ca](http://pbrfacts.ca) to learn more.

 [Return to Index ...](#)



**Table 6b - Ontario Oat Varietal Characteristics Based on Data from Area 3, 2020**

Cultivar	Class <sup>1</sup>	Test Weight (kg/hL)	1000 Kernel Weight (g)	Heading <sup>3</sup> (days)	Maturity <sup>3</sup> (days)	Height (cm)	Lodging (0-9) <sup>2</sup>	Straw Yield Index
OAC Markdale	white	45.5	32.3	63	98	83	2.5	98
RC Amaze	white	46.9	34.5	60	91	70	1.0	98
Avatar	white	46.8	33.4	65	95	75	5.0	116
Vitality	white	42.1	36.0	65	91	80	0.0	103
AAC Bullet	white	43.2	33.2	65	93	70	2.5	90
CDC Orrin 	white	44.3	37.7	67	97	83	4.0	90
AAC Richmond	white	43.2	33.1	70	96	78	1.5	103
AAC Oaklin	white	44.8	34.0	66	91	70	5.0	90
AAC Banner 	white	43.6	30.5	68	97	70	1.0	94
Kalio 	white	41.5	34.2	64	93	83	3.5	90
Orford	white	43.3	30.9	69	96	78	3.5	128
Means		44.1	33.6	65	94	76	2.7	1.17 t/ha
Locations		1	1	1	1	1	1	1






Notes:

1. hull colour
2. For ratings 0-9, a high score is undesirable.
3. Days from planting. Heading and Physiological Maturity vary from year to year and should only be used to indicate relative differences.

  = PBR Status; indicates varieties protected under PBR 91 or PBR 78. Visit [pbrfacts.ca](http://pbrfacts.ca) to learn more.

[!\[\]\(d66ff64371a51729ac8c1cdaa685ba6f\_img.jpg\) Return to Index ...](#)

**Table 6c - Ontario Oat Varietal Characteristics Based on Data from Area 5, 2020**

Cultivar	Class <sup>1</sup>	Test Weight (kg/hL)	1000 Kernel Weight (g)	Heading <sup>3</sup> (days)	Maturity <sup>3</sup> (days)	Height (cm)	Lodging (0-9) <sup>2</sup>	Stem Break (0-9) <sup>2</sup>	Straw Yield Index
Hidalgo	white	45.7	32.0	60	94	87	1.9	8.5	83
Vitality	white	44.9	33.5	58	94	96	3.1	8.5	95
Nice	white	45.1	35.6	60	95	101	3.8	8.0	109
CDC Orrin 	white	44.6	33.8	60	97	98	1.6	7.3	97
AAC Richmond	white	45.9	33.7	65	97	107	2.1	6.0	119
AAC Oaklin	white	44.5	33.0	60	96	98	1.0	7.0	101
Kara 	white	45.0	33.8	58	94	88	1.0	7.5	85
Akina 	white	41.2	31.0	58	92	86	0.8	7.0	81
AAC Nicolas 	white	42.2	30.4	61	94	96	1.1	6.8	108
Kalio 	white	44.1	32.9	57	95	98	2.5	7.5	101
Orford	white	44.9	31.4	63	97	98	2.0	6.8	120
Means		44.4	32.8	60	95	96	1.9	7.3	4.91 t/ha
Locations		2	2	2	2	2	2	1	2










Notes:

1. hull colour
2. For ratings 0-9, a high score is undesirable.
3. Days from planting. Heading and Physiological Maturity vary from year to year and should only be used to indicate relative differences.

  = PBR Status; indicates varieties protected under PBR 91 or PBR 78. Visit [pbrfacts.ca](http://pbrfacts.ca) to learn more.

[!\[\]\(339a16584d5da0f0a3ca4e9ec17bf6a1\_img.jpg\) Return to Index ...](#)

**Table 7a - Ontario Spring Wheat Distributors 2020**

Class <sup>1</sup>	Variety	Distributor
hrs	Furano	C & M Seeds
	MAJOR	Synagri
	Fuzion	Semences Prograin Inc
	Wilkin 	C & M Seeds
	AAC Scotia (awned) 	Semican Inc
	AAC Brandon (awned) 	SeCan Association
	Easton (awned) 	C & M Seeds
	Raven (awned) 	C & M Seeds
	Ventry (awned)	SeCan Association
	AAC Synox (awned) 	Synagri
	Memphre (awned)	Pedigrain
	Maida (awned) 	Elite Seeds
	Agora	Semican Inc
	AAC Harlaka (awned)	Semican Inc
efs	Dagon (awned) 	Elite Seeds
	Minot (awned) 	Elite Seeds









Notes:

1. hrs = hard red spring, efs = eastern feed spring.

  = PBR Status; indicates varieties protected under PBR 91 or PBR 78. Visit [pbrfacts.ca](http://pbrfacts.ca) to learn more.

[!\[\]\(a03a7eb2f4046e1d3c76772003e549ea\_img.jpg\) Return to Index ...](#)

**Table 7b - Ontario Barley Distributors 2020**

Class <sup>1</sup>	Variety	Distributor
2r	AC Kings	Snobelen Farms
	Bornholm	Alliance Agri-Turf/Beatty Seeds/ Snobelen Farms
	Conestogo	SeCan Association
	AAC Purpose 	Snobelen Farms
	Dundee	SeCan Association
	DS5692RB	Snobelen Farms
	Champion 	Semican Inc
	AAC Synergy 	Semican Inc
	Esma 	SeCan Association
	KWS Kellie 	SeCan Association
AAC Connect 	Semican Inc	
6r	Dignity	SeCan Association
	OCEANIK	Synagri
	OAC Laverne	Snobelen Farms
	Harmony	Synagri
	Amberly	Rosebank Seed Farms Ltd.
	HY 621-6R	Alliance Agri-Turf/Beatty Seeds/ Snobelen Farms
	Chambly	Semences Prograin Inc
	AAC Vitality 	Advantage Seed Growers
	AAC Montrose 	SeCan Association
	Marden	SeCan Association
	Baden	SeCan Association
	DS8126RB	Alliance Agri-Turf/Beatty Seeds/ Snobelen Farms
Sagamie	Pedigrain	








Notes:

1. 2r = 2 Row, 6r = 6 Row

  = PBR Status; indicates varieties protected under PBR 91 or PBR 78. Visit [pbrfacts.ca](http://pbrfacts.ca) to learn more.

[!\[\]\(23d9fc146e83b5c3013cfa32c784f8d5\_img.jpg\) Return to Index ...](#)

**Table 7c - Ontario Oat Distributors 2020**

Class	Variety	Distributor
hulled	OAC Markdale	Rosebank Seed Farms Ltd.
	RC Amaze	Rosebank Seed Farms Ltd.
	Avatar	Pedigrain
	Hidalgo	Synagri
	Vitality	Synagri
	AAC Bullet	SeCan Association
	Nice	Elite Seeds
	CDC Orrin 	Semican Inc
	AAC Richmond	Semican Inc
	AAC Oaklin	C & M Seeds
	Kara 	Elite Seeds
	Akina 	Elite Seeds
	AAC Nicolas 	SeCan Association
	AAC Blake 	SeCan Association
	AAC Banner 	SeCan Association
	Kalio 	Elite Seeds
Orford	Semican Inc	

  = PBR Status; indicates varieties protected under PBR 91 or PBR 78. Visit [pbrfacts.ca](http://pbrfacts.ca) to learn more.

[!\[\]\(bd1a142de767a21e5362c595f844a4ff\_img.jpg\) Return to Index ...](#)

**Table 7d - Distributor Contact Information**

Distributor	Address
Advantage Seed Growers	P.O. Box 351, Lucknow, ON, N0G 2H0 Tel: 519-440-6406 Fax: 519-812-1010 Website: www.advantageseeds.com
Alliance Agri-Turf	7386 9th Line, RR3 Thornton, Ontario, L0L 2N0 Tel: 1-800-971-4870 Fax: 905-857-8215 Website: www.allianceagri-turf.com
Beatty Seeds Ltd	289 County Road 12, PO Box 358, Bloomfield, Ontario, K0K 1G0 Tel: 1-613-393-2333 Fax: 1-613-393-1038
C&M Seeds	6180 5th Line, Palmerston, ON, N0G 2P0 Tel: 1-888-733-9432 Fax: 519-343-3792 Website: www.redwheat.com
Elite Seeds	Available through your local Agromart Tel: 519-282-6701 Website: www.eliteseeds.ca
Pedigrain	5175 Boul. Laurier Est, St Hyacinthe, QC, J2R 2B4 Tel: 819-347-7502 Fax: 450-799-3229
Rosebank Seed Farms Ltd	7340 Perth Line, Staffa, ON, N0K 1Y0 Tel: 1-519-345-2697
SeCan Association	400-300 Terry Fox Drive, Kanata, ON, K2K 0E3 Tel: 1-866-797-7874 Fax: 613-592-9497 Website: www.secan.com
Semences Prograin	145 Bas Rivière Nord, St Césaire, QC, J0L 1T0 Tel: 1-800-817-3732 Fax: 450-469-4547 Website: www.semencesprograin.com
Semican Inc	366, Rang 10, Plessisville, QC, G6L 2Y2 Tel: 1-866-362-3385 Fax: 819-362-3385 Website: www.semican.ca
Snobelen Farms Ltd	323 Havelock Street, Lucknow, Ontario, N0G 2H0 Tel: 1-519-528-2092 Fax: 1-519-528-3542 Website: www.snobelengrain.com
Synagri	5175 Boul. Laurier Est, St Hyacinthe, QC, J2R 2B4 Tel: 450-799-3226 Fax: 450-799-3229 Website: www.synagri.ca
William Houde Ltd.	8, 3ieme Rang Ouest, St Simon, QC, J0H 1Y0 Phone: 450-798-2002 Fax: 450-798-2776 Website: www.williamhoude.com

 [Return to Index ...](#)