

# 2020

## Ontario Winter Wheat Performance Trials

Data collected 2019-2020

[www.gocereals.ca](http://www.gocereals.ca)



Conducted by the Ontario Cereal Crop Committee  
Current as of August 23, 2020

Cover Photo; University of Guelph, Ontario Ag College, Elora Research Station, Wheat Program

### Ontario Winter Wheat Performance Trials

This report has been prepared by the Ontario Cereal Crop Committee and contains the most recent varietal information on winter wheat that was planted in 2019 and harvested in 2020

ADDITIONAL INFORMATION is available at [www.gocereals.ca](http://www.gocereals.ca), including

- Map with area and individual locations
- Head to Head comparisons which give multi-year data
- Historical Performance reports

For more information contact:

Ellen Sparry  
Trial Coordinator  
C&M Seeds  
519-343-2126  
[esparry@redwheat.com](mailto:esparry@redwheat.com)

Joanna Follings  
Cereals Specialist, OMAFRA  
63 Lorne Avenue East-Suite 2B, Stratford, ON N5A 6S4  
[joanna.follings@ontario.ca](mailto:joanna.follings@ontario.ca)  
Office: 519-271-8180  
Cell: 519-400-7124

# 2020
















## Ontario Winter Wheat Performance Trials

Conducted by the Ontario Cereal Crop Committee ♦ [www.gocereals.ca](http://www.gocereals.ca)

Click on the desired table number to go to that table and to return to Table of Contents at the bottom of the page

Table #	Table	Page #
<a href="#">1</a>	Cumulative Yield Index Summary - Area I & II combined	3
<a href="#">1a</a>	Cumulative Yield Index Summary - Area I & II combined, <b>INTENSIVE</b>	4
<a href="#">2</a>	Cumulative Yield Index Summary - Area I	5
<a href="#">2a</a>	Cumulative Yield Index Summary - Area I <b>INTENSIVE</b>	6
<a href="#">3</a>	Cumulative Yield Index Summary - Area II	7
<a href="#">3a</a>	Cumulative Yield Index Summary - Area II <b>INTENSIVE</b>	8
<a href="#">4</a>	Cumulative Yield Index Summary - Area III	9
<a href="#">4a</a>	Cumulative Yield Index Summary - Area III <b>INTENSIVE</b>	10
<a href="#">5</a>	Cumulative Yield Index Summary - Area V	11
<a href="#">5a</a>	Cumulative Yield Index Summary - Area V <b>INTENSIVE</b>	12
<a href="#">6a</a>	Varietal Characteristics - Area I	13
<a href="#">6b</a>	Varietal Characteristics - Area I	14
<a href="#">6c</a>	Varietal Characteristics - Area III	15
<a href="#">6d</a>	Varietal Characteristics - Area V	16
<a href="#">7a</a>	Ontario Winter Wheat Distributors	17
<a href="#">7b</a>	Distributor Contact Information	18

**Table 1 - Ontario Winter Wheat Performance Trial; Cumulative Yield Index<sup>1</sup>  
Summary for Area 1 & 2 Combined<sup>2</sup>, OCCC, August 2020**

Class <sup>3</sup>	Variety	5 year	4 year	3 year	2 year	2020
sww	Ava		101 <sup>4</sup>	100	100	101
	25W38 (awned) 				105	105
srw	Branson 	106	105	101	100	99
	CM614	104	103	103	99	99
	Secord (awned)	103	101	101	101	102
	25R40 (awned) 	108	107	102	101	101
	Marker	104	103	102	101	102
	UGRC Ring (awned) 	106	104	103	105	105
	25R46 (awned) 	90	92	98	97	97
	Cruze (awned)	101	99	99	100	100
	DS572SRW 	104	105	109	111	111
	B654SRW 	107	105	102	102	100
	Measure (awned)		99	94	94	92
	25R61 (awned) 			99	102	101
	25R74 (awned) 			106	102	100
	Blaze (awned)				104	105
	25R34 (awned) 					106
Hilliard (awned) 					103	
hrw	Priesley	105	103	101	101	101
	Gallus (awned) 	103	101	100	103	103
	Lexington (awned) 			95	96	95
	PRO 81 (awned) 			102	103	103
	Adrianus (awned) 				105	105
efw	Frontenac			101	99	97
Means (t/ha)		6.33	6.21	6.50	6.86	6.95
Means (bu/ac)		94	92	97	102	103
Location-years		27	20	13	7	6

<sup>1</sup> Values differing by less than 3 within a column may not represent true differences in yield. Yield Indices are Heritability Adjusted Relative Values (HARV), which favour results from trial locations with high repeatability. For more information, see: Yan, W. Use of HARV in Variety Trial Summaries.
















<sup>2</sup> Area 1 and 2 combined: see map of areas on [www.gocereals.ca](http://www.gocereals.ca) website.

<sup>3</sup> sww = soft white winter, srw = soft red winter, hrw = hard red winter, efw = eastern feed winter.

<sup>4</sup> Cultivar yield rankings may vary from year to year. Decisions are therefore best made using data with the greatest number of years.

  PBR Status; indicates varieties protected under PBR 91 or PBR78. Visit [pbrfacts.ca](http://pbrfacts.ca) to learn more

**Table 1a - Ontario Winter Wheat Performance Trial - Cumulative Yield Indices<sup>1</sup>, Intensive Summary for Area I & II Combined<sup>2</sup>, OCCC, August 2020**

Class <sup>3</sup>	Variety	5-Year Index Fungicides		4-Year Index Fungicides		3-Year Index Fungicides		2-Year Index Fungicides		2020 Index Fungicides	
		No	Yes	No	Yes	No	Yes	No	Yes	No	Yes
sww	Ava 25W38 (awned) 			96 <sup>4</sup>	104	98	102	97	105	100	104
srw	Branson 	102	106	102	107	101	103	98	101	96	99
	CM614	99	106	99	106	100	104	96	103	95	101
	Secord (awned)	99	108	98	108	101	105	99	105	102	106
	25R34 (awned) 							104	107	105	106
	25R40 (awned) 	104	108	103	109	100	102	97	102	98	100
	Marker	101	107	99	107	101	104	98	105	100	104
	UGRC Ring (awned) 	101	107	98	107	99	102	99	102	100	100
	25R46 (awned) 	87	104	87	104	96	99	92	96	90	93
	Cruze (awned)	97	106	95	106	97	104	97	106	99	105
	DS572SRW 	101	112	101	113	108	110	110	112	111	111
	Measure (awned)			97	100	94	96	92	92	90	89
	B654SRW 	104	109	104	109	103	106	102	105	100	103
	25R61 (awned) 			94	107	99	105	95	104	97	103
25R74 (awned) 			102	107	100	103	97	103	98	102	
Blaze (awned)					103	106	106	111	109	112	
Hilliard (awned) 							99	102	98	100	
hrw	Priesley	100	105	99	105	99	103	100	105	101	104
	Gallus (awned) 	98	101	96	100	98	100	102	106	105	107
	Lexington (awned) 					94	97	94	99	94	98
	PRO 81 (awned) 					101	102	104	104	106	106
	Adrianus (awned) 							105	107	107	109
efw	Frontenac					99	100	95	100	93	99
Means (t/ha)		6.02	6.56	5.85	6.42	6.07	6.32	6.31	6.68	6.29	6.50
Means (bu/ac)		90	98	87	95	90	94	94	99	94	97
Location-years		19		14		8		4		3	

<sup>1</sup> Values differing by less than 3 within a column may not represent true differences in yield. Yield Indices are Heritability Adjusted Relative Values (HARV), which favour results from trial locations with high repeatability. For more information, see: Yan, W. Use of HARV in Variety Trial Summaries.

<sup>2</sup> Area 1 and 2 combined: see map of areas on [www.gocereals.ca](http://www.gocereals.ca) website.

<sup>3</sup> sww = soft white winter, srw = soft red winter, hrw = hard red winter, efw = eastern feed winter..
















<sup>4</sup> Cultivar yield rankings may vary from year to year. Decisions are therefore best made using data with the greatest number of years.

Fungicide treatments included a T1 application of foliar fungicide at Zadoks Growth Stage 30 to 31, followed by a T3 application of fusarium fungicide during flowering.

**The OCCC thanks the Grain Farmers of Ontario, BASF, Bayer and Syngenta for their financial support towards the intensive trials.**

  PBR Status; indicates varieties protected under PBR 91 or PBR78. Visit [pbrfacts.ca](http://pbrfacts.ca) to learn more.

**Table 2 - Ontario Winter Wheat Performance Trial; Cumulative Yield  
Summary for Area 1 <sup>2</sup>, OCCC, August 2020**

Class <sup>3</sup>	Variety	4 year	3 year	2 year	2020
sww	Ava		98 <sup>4</sup>	98	100
	25W38 (awned) 				105
srw	Branson 	103	102	102	99
	CM614	100	100	97	91
	Secord (awned)	104	103	103	102
	25R40 (awned) 	109	106	103	102
	Marker	103	102	101	100
	UGRC Ring (awned) 	104	102	101	103
	25R46 (awned) 	95	97	100	99
	Cruze (awned)	103	101	99	100
	DS572SRW 	106	108	109	110
	B654SRW 	105	102	102	101
	Measure (awned)		97	94	91
	25R61 (awned) 		101	103	102
	25R74 (awned) 		105	105	105
	Blaze (awned)			105	109
	25R34 (awned) 				106
Hilliard (awned) 				101	
hrw	Priesley	103	100	100	102
	Gallus (awned) 	100	98	99	105
	Lexington (awned) 			94	95
	PRO 81 (awned) 			101	104
	Adrianus (awned) 				107
efw	Frontenac			98	93
Means (t/ha)		6.10	6.05	5.94	6.48
Means (bu/ac)		91	90	88	96
Location-Years		12	9	6	3

<sup>1</sup> Values differing by less than 3 within a column may not represent true differences in yield. Yield Indices are Heritability Adjusted Relative Values (HARV), which favour results from trial locations with high repeatability. For more information, see: Yan, W. Use of HARV in Variety Trial Summaries.

<sup>2</sup> Area 1 : see map of areas on [www.gocereals.ca](http://www.gocereals.ca) website
















<sup>3</sup> sww = soft white winter, srw = soft red winter, hrw = hard red winter, efw = eastern feed winter.

<sup>4</sup> Cultivar yield rankings may vary from year to year. Decisions are therefore best made using data with the greatest number of years.

  PBR Status; indicates varieties protected under PBR 91 or PBR78. Visit [pbrfacts.ca](http://pbrfacts.ca) to learn more.



**Table 2a - Ontario Winter Wheat Performance Trial - Cumulative Yield Indices<sup>1</sup>,  
Summary for Area 1<sup>2</sup>, OCCC, August 2020**

Class <sup>3</sup>	Variety	4-Year Index Fungicides		3-Year Index Fungicides		2-Year Index Fungicides		2020 Index Fungicides	
		No	Yes	No	Yes	No	Yes	No	Yes
sww	Ava			97 <sup>4</sup>	99	98	99	101	103
	25W38 (awned) 							102	103
srw	Branson 	101	103	101	103	102	102	98	99
	CM614	98	102	99	102	98	100	90	96
	Secord (awned)	102	106	103	106	104	106	105	108
	25R34 (awned) 							106	104
	25R40 (awned) 	106	106	104	105	103	102	101	103
	Marker	102	104	100	103	100	101	96	101
	UGRC Ring (awned) 	102	104	101	103	101	99	101	99
	25R46 (awned) 	93	103	95	102	98	100	94	96
	Cruze (awned)	101	105	100	104	99	103	101	106
	DS572SRW 	103	109	106	109	108	109	110	111
	Measure (awned)			96	97	94	94	89	85
	B654SRW 	102	104	101	103	101	102	100	101
	25R61 (awned) 			98	105	100	103	95	99
	25R74 (awned) 			103	105	103	104	103	106
	Blaze (awned)					105	106	112	113
Hilliard (awned) 							99	101	
hrw	Priesley	101	102	98	100	100	102	102	104
	Gallus (awned) 	97	99	96	97	98	98	105	105
	Lexington (awned) 					94	97	94	99
	PRO 81 (awned) 					101	102	106	105
	Adrianus (awned) 							109	111
	Frontenac					98	99	92	98
Means (t/ha)		5.83	6.12	5.89	6.16	5.66	5.73	6.05	6.19
Means (bu/ac)		87	91	88	92	84	85	90	92
Location-Years		10		8		5		2	

<sup>1</sup> Values differing by less than 3 within a column may not represent true differences in yield. Yield Indices are Heritability Adjusted Relative Values (HARV), which favour results from trial locations with high repeatability. For more information, see: Yan, W. Use of HARV in Variety Trial Summaries.

<sup>2</sup> Area 1: see map of areas on [www.gocereals.ca](http://www.gocereals.ca) website.

<sup>3</sup> sww = soft white winter, srw = soft red winter, hrw = hard red winter, efw = eastern feed winter.

<sup>4</sup> Cultivar yield rankings may vary from year to year. Decisions are therefore best made using data with the greatest number of years.

Fungicide treatments included a T1 application of foliar fungicide at Zadoks Growth Stage 30 to 31, followed by a T3 application of fusarium fungicide during flowering.

















The OCCC thanks the Grain Farmers of Ontario, BASF, Bayer and Syngenta for their financial support towards the intensive trials.



PBR Status; indicates varieties protected under PBR 91 or PBR78. Visit [pbrfacts.ca](http://pbrfacts.ca) to learn more.

[Return to Index ...](#)

**Table 3 - Ontario Winter Wheat Performance Trial; Cumulative Yield Index<sup>1</sup>  
Summary for Area 2<sup>2</sup>, OCCC, August 2020**

Class <sup>3</sup>	Variety	5 year	4 year	3 year	2 year	2020
sww	Ava	104 <sup>4</sup>	104	103	99	101
	25W38 (awned) 				104	105
srw	Branson 	108	107	101	101	99
	CM614	107	106	108	105	106
	Secord (awned)	102	100	100	100	101
	25R40 (awned) 	108	107	101	100	100
	Emperor 	96	94	100	99	99
	Marker	105	104	103	103	104
	UGRC Ring (awned) 	107	105	104	106	108
	25R46 (awned) 	87	88	97	96	95
	Cruze (awned)	100	97	98	99	100
	DS572SRW 	103	103	109	112	112
	B654SRW 	108	108	101	102	99
	Measure (awned)		101	94	96	94
	25R61 (awned) 			98	100	102
	25R74 (awned) 			106	100	97
	Blaze (awned)				103	103
25R34 (awned) 					106	
Hilliard (awned) 					104	
hrw	Priesley	106	105	102	100	99
	Gallus (awned) 	105	103	100	101	101
	Lexington (awned) 			96	96	95
	PRO 81 (awned) 			102	101	102
	Adrianus (awned) 				103	103
efw	Frontenac			105	103	102
Means (t/ha)		6.50	6.34	6.97	7.13	7.40
Means (bu/ac)		97	94	104	106	110
Location-Years		15	11	7	4	3

<sup>1</sup> Values differing by less than 3 within a column may not represent true differences in yield. Yield Indices are Heritability Adjusted Relative Values (HARV), which favour results from trial locations with high repeatability. For more information, see: Yan, W. Use of HARV in Variety Trial Summaries.

<sup>2</sup> Area 2 : see map of areas on [www.gocereals.ca](http://www.gocereals.ca) website.

















<sup>3</sup> sww = soft white winter, srw = soft red winter, hrw = hard red winter, efw = eastern feed winter.

<sup>4</sup> Cultivar yield rankings may vary from year to year. Decisions are therefore best made using data with the greatest number of years.

  PBR Status; indicates varieties protected under PBR 91 or PBR78. Visit [pbrfacts.ca](http://pbrfacts.ca) to learn more.



**Table 3a - Ontario Winter Wheat Performance Trial - Cumulative Yield Indices<sup>1</sup>, Intensive Trials Summary for Area 2<sup>2</sup>, OCCC, August 2020**

Class <sup>3</sup>	Variety	5-Year Index Fungicides		4-Year Index Fungicides		3-Year Index Fungicides		2-Year Index Fungicides		2020 Index Fungicides	
		No	Yes	No	Yes	No	Yes	No	Yes	No	Yes
sww	Ava 25W38 (awned) 	98 <sup>4</sup>	108	96	110	97	108	93	107	98	107
srw	Branson 	104	110	104	112	100	105	98	104	93	99
	CM614	99	110	98	112	104	111	102	111	107	112
	Secord (awned)	96	110	92	110	96	104	94	103	97	103
	25R34 (awned) 							101	110	101	109
	25R40 (awned) 	102	110	101	113	95	102	93	101	93	93
	Emperor 	91	106	86	106	100	105	98	104	101	104
	Marker	99	111	98	113	101	110	100	110	107	110
	UGRC Ring (awned) 	99	111	95	111	96	106	96	106	96	102
	25R46 (awned) 	79	105	77	106	92	98	90	96	82	87
	Cruze (awned)	93	107	89	108	93	104	93	105	93	102
	DS572SRW 	98	115	95	117	108	111	110	112	111	110
	Measure (awned)			99	104	96	101	95	100	93	97
	B654SRW 	106	115	108	118	105	112	104	110	102	107
	25R61 (awned) 			89	111	98	110	94	108	99	110
25R74 (awned) 			102	109	96	102	91	101	88	95	
Blaze (awned)					99	107	100	109	104	111	
Hilliard (awned) 							99	103	95	98	
hrw	Priesley	99	108	99	111	98	105	98	105	98	104
	Gallus (awned) 	98	104	96	104	97	104	99	106	104	109
	Lexington (awned) 					93	97	94	99	94	97
	PRO 81 (awned) 					100	102	102	103	107	108
	Adrianus (awned) 							100	102	104	107
efw	Frontenac					100	103	98	102	96	100
Means (t/ha)		6.22	7.01	5.79	6.75	6.72	7.27	6.55	7.14	6.75	7.10
Means (bu/ac)		92	104	86	100	100	108	97	106	100	106
Location-Years		9		6		3		2		1	

<sup>1</sup> Values differing by less than 3 within a column may not represent true differences in yield. Yield Indices are Heritability Adjusted Relative Values (HARV), which favour results from trial locations with high repeatability. For more information, see: Yan, W. Use of HARV in Variety Trial Summaries.

<sup>2</sup> Area 2: see map of areas on [www.gocereals.ca](http://www.gocereals.ca) website.

<sup>3</sup> sww = soft white winter, srw = soft red winter, hrw = hard red winter, efw = eastern feed winter.

<sup>4</sup> Cultivar yield rankings may vary from year to year. Decisions are therefore best made using data with the greatest number of years.
















Fungicide treatments included a T1 application of foliar fungicide at Zadoks Growth Stage 30 to 31, followed by a T3 application of fusarium fungicide during flowering.

**The OCCC thanks the Grain Farmers of Ontario, BASF, Bayer and Syngenta for their financial support towards the intensive trials.**

  PBR Status; indicates varieties protected under PBR 91 or PBR78. Visit [pbrfacts.ca](http://pbrfacts.ca) to learn more.

[Return to Index ...](#)

**Table 4 - Ontario Winter Wheat Performance Trial; Cumulative Yield Index<sup>1</sup>  
Summary for Area 3<sup>2</sup>, OCCC, August 2020**

Class <sup>3</sup>	Variety	4 year	3 year	2 year	2020
sww	Ava	102 <sup>4</sup>	101	104	102
	25W38 (awned) 				102
srw	Branson 	105	105	103	107
	CM614	104	100	103	103
	Secord (awned)	102	102	102	99
	Marker	103	102	102	98
	UGRC Ring (awned) 	107	105	104	113
	DS572SRW 	105	103	105	107
	B654SRW 	106	108	106	107
	Measure (awned)		98	97	99
	Blaze (awned)			102	102
	UGRC GL164				100
	25R34 (awned) 				103
	25R40 (awned) 				103
	25R46 (awned) 				91
	25R61 (awned) 				101
	25R74 (awned) 				99
UGRC C2-5				100	
Hilliard (awned) 				99	
hrw	Priesley	100	101	104	96
	Gallus (awned) 	99	100	98	95
	Lexington (awned) 			101	104
	PRO 81 (awned) 			99	94
	Adrianus (awned) 				93
efw	Frontenac			104	105
Means (t/ha)		6.10	6.81	6.79	5.64
Means (bu/ac)		91	101	101	84
Location-Years		8	6	4	1

<sup>1</sup> Values differing by less than 3 within a column may not represent true differences in yield. Yield Indices are Heritability Adjusted Relative Values (HARV), which favour results from trial locations with high repeatability. For more information, see: Yan, W. Use of HARV in Variety Trial Summaries.

<sup>2</sup> Area 3 : see map of areas on [www.gocereals.ca](http://www.gocereals.ca) website.
















<sup>3</sup> sww = soft white winter, srw = soft red winter, hrw = hard red winter, efw = eastern feed winter.

<sup>4</sup> Cultivar yield rankings may vary from year to year. Decisions are therefore best made using data with the greatest number of years.

  PBR Status; indicates varieties protected under PBR 91 or PBR78. Visit [pbrfacts.ca](http://pbrfacts.ca) to learn more.

[Return to Index ...](#)

**Table 4a - Ontario Winter Wheat Performance Trial - Cumulative Yield Indices<sup>1</sup>, Intensive Trials Summary for Area 3<sup>2</sup>, OCCC, August 2020**

Class <sup>3</sup>	Variety	2-Year Index Fungicides		2020 Index Fungicides	
		No	Yes	No	Yes
sww	Ava	96 <sup>4</sup>	102	104	102
	25W38 (awned) 			103	99
srw	Branson 	108	110	110	108
	CM614	91	95	106	98
	Secord (awned)	98	99	100	96
	25R34 (awned) 	99	102	105	98
	25R40 (awned) 	102	107	105	103
	Marker	102	103	99	97
	UGRC Ring (awned) 	110	113	117	115
	UGRC C2-5			102	99
	25R46 (awned) 	98	99	91	88
	DS572SRW 	109	105	110	106
	UGRC GL164	103	104	102	99
	Measure (awned)	99	99	101	102
	B654SRW 	106	111	110	110
	25R61 (awned) 	104	106	103	99
	25R74 (awned) 	105	100	100	96
Blaze (awned)			104	95	
Hilliard (awned) 			100	96	
hrw	Priesley	93	99	97	98
	Gallus (awned) 	97	98	95	92
	Lexington (awned) 			107	102
	PRO 81 (awned) 			95	97
	Adrianus (awned) 			94	89
efw	Frontenac			107	108
Means (t/ha)		6.24	6.42	5.64	5.40
Means (bu/ac)		93	96	84	80
Location-Years		2		1	

<sup>1</sup> Values differing by less than 3 within a column may not represent true differences in yield. Yield Indices are Heritability Adjusted Relative Values (HARV), which favour results from trial locations with high repeatability. For more information, see: Yan, W. Use of HARV in Variety Trial Summaries.

<sup>2</sup> Area 3: see map of areas on [www.gocereals.ca](http://www.gocereals.ca) website.

<sup>3</sup> sww = soft white winter, srw = soft red winter, hrw = hard red winter, efw = eastern feed winter.

<sup>4</sup> Cultivar yield rankings may vary from year to year. Decisions are therefore best made using data with the greatest number of years.








Fungicide treatments included a T1 application of foliar fungicide at Zadoks Growth Stage 30 to 31, followed by a T3 application of fusarium fungicide during flowering.

**The OCCC thanks the Grain Farmers of Ontario, BASF, Bayer and Syngenta for their financial support towards the intensive trials.**

  PBR Status; indicates varieties protected under PBR 91 or PBR78. Visit [pbrfacts.ca](http://pbrfacts.ca) to learn more.

[Return to Index ...](#)

**Table 5 - Ontario Winter Wheat Performance Trial; Cumulative Yield Index<sup>1</sup>  
Summary for Area 5<sup>2</sup>, OCCC, August 2019**

Class <sup>3</sup>	Variety	3 Year	2 Year	2019
srw	CM614	99 <sup>4</sup>	99	100
	Marker		109	105
	Blaze (awned)		104	101
	DS572SRW 			101
	B654SRW 			105
	Branson 			100
	Measure (awned)			98
	Hilliard (awned) 			99
hrw	Priesley	104	104	103
	Lexington (awned) 		91	99
	PRO 81 (awned) 		112	106
	Adrianus (awned) 			101
efw	Frontenac		105	101
Means (t/ha)		7.04	6.89	8.29
Means (bu/ac)		105	102	123
Location-Years		4	3	2

<sup>1</sup> Values differing by less than 3 within a column may not represent true differences in yield. Yield Indices are Heritability Adjusted Relative Values (HARV), which favour results from trial locations with high repeatability. For more information, see: Yan, W. Use of HARV in Variety Trial Summaries.

<sup>2</sup> Area 5 : see map of areas on [www.gocereals.ca](http://www.gocereals.ca) website .








<sup>3</sup> sww = soft white winter, srw = soft red winter, hrw = hard red winter, efw = eastern feed winter.

<sup>4</sup> Cultivar yield rankings may vary from year to year. Decisions are therefore best made using data with the greatest number of years.

  PBR Status; indicates varieties protected under PBR 91 or PBR78. Visit [pbrfacts.ca](http://pbrfacts.ca) to learn more.

 [Return to Index ...](#)

**Table 5a - Ontario Winter Wheat Performance Trial - Cumulative Yield Indices<sup>1</sup>,  
Intensive Trials Summary for Area 5<sup>2</sup>, OCCC, August 2019**

Class <sup>3</sup>	Variety	2-Year Index Fungicides		2019 Index Fungicides	
		No	Yes	No	Yes
srw	Branson 			100 <sup>4</sup>	104
	CM614	97	99	96	99
	Marker			107	104
	DS572SRW 	100	102	102	109
	Measure (awned)			97	99
	B654SRW 	100	102	104	103
	Blaze (awned)			104	103
	Hilliard (awned) 			99	102
hrw	Priesley	102	99	99	99
	Lexington (awned) 			102	101
	PRO 81 (awned) 			105	103
	Adrianus (awned) 			103	101
	Frontenac			96	97
Means (t/ha)		8.56	8.54	9.46	9.57
Means (bu/ac)		127	127	141	142
Location-Years		2		1	

<sup>1</sup> Values differing by less than 3 within a column may not represent true differences in yield. Yield Indices are Heritability Adjusted Relative Values (HARV), which favour results from trial locations with high repeatability. For more information, see: Yan, W. Use of HARV in Variety Trial Summaries.

<sup>2</sup> Area 5: see map of areas on [www.gocereals.ca](http://www.gocereals.ca) website.

<sup>3</sup> sww = soft white winter, srw = soft red winter, hrw = hard red winter, efw = eastern feed winter.

<sup>4</sup> Cultivar yield rankings may vary from year to year. Decisions are therefore best made using data with the greatest number of years.
















Fungicide treatments included a T1 application of foliar fungicide at Zadoks Growth Stage 30 to 31, followed by a T3 application of fusarium fungicide during flowering.

**The OCCC thanks the Grain Farmers of Ontario, BASF, Bayer and Syngenta for their financial support towards the intensive trials.**

  PBR Status; indicates varieties protected under PBR 91 or PBR78. Visit [pbrfacts.ca](http://pbrfacts.ca) to learn more.

 [Return to Index ...](#)

**Table 6a - Ontario Winter Wheat Performance Trials; Varietal Characteristics Based on Data from Area 1  
OCCC, August 2020**

Variety	Fusarium Data			Test Weight (kg/hL)	Protein (%)	1000 Kernel Weight (g)	Height (cm)	Heading Date <sup>3</sup> (JD)	Leaf Septoria (0-9) <sup>2</sup>	Maturity Date (JD)
	Combined Fusarium Rating <sup>1</sup>	Don Rating <sup>1</sup>	Years							
Ava	MR	MS	7	72.5	11.1	31.9	97	156	6.3	187
25W38 	S	HS	1	69.7	11.9	30.3	76	154	6.5	185
Branson	MS	MS	7	71.4	11.9	30.7	79	153	5.0	183
CM614	MS	MS	7	72.2	11.7	32.5	85	154	5.3	185
Secord	S	MS	7	72.0	12.0	33.3	87	154	5.5	184
25R34 	MS	MR	6	71.5	11.3	32.6	80	154	5.5	184
25R40 	S	S	7	71.5	12.1	31.7	73	154	5.5	184
Marker 	MR	MR	7	70.4	11.4	27.4	85	154	5.8	185
UGRC Ring 	MS	MR	7	69.5	11.4	30.2	87	154	5.5	184
25R46 	MS	MS	6	71.3	12.3	30.9	75	154	6.0	184
Cruze	MR	MR	5	73.5	11.9	30.9	80	154	5.3	185
DS572SRW 	S	S	5	73.6	11.6	39.0	98	155	6.3	185
Measure	MR	MR	3	71.2	12.5	30.7	86	154	4.5	183
B654SRW 	S	MS	4	70.4	11.3	31.4	89	154	6.0	183
25R61 	MR	MS	3	70.2	12.6	28.2	83	154	6.0	184
25R74 	MR	MR	3	72.0	12.4	26.5	73	153	5.5	184
Blaze	MR	MS	2	71.5	11.5	34.1	85	155	5.3	185
Hilliard 	MR	MS	1	70.4	12.1	28.8	82	154	5.8	185
Priesley	S	S	7	72.2	12.5	36.6	82	155	4.8	186
Gallus 	S	S	7	75.1	13.1	38.7	91	154	4.8	185
Lexington 	MS	MR	2	75.0	13.1	39.3	85	155	5.0	186
PRO 81 	MS	MS	2	76.9	13.4	33.0	92	155	6.3	187
Adrianus 	HS	HS	1	74.1	12.9	39.7	88	156	5.8	188
Frontenac	MS	MR	5	75.0	12.2	36.2	99	154	5.5	184
Means				72.2	12.1	32.7	85	154	5.6	185
Locations				3	2	3	3	2	1	2

For traits not reported on this table see other area trait tables or previous year's performance trials. Not all traits are expressed in any given year or area. Head to Head comparisons on GoCereals.ca website give multi-year data for trait characteristics.



1 Combined Fusarium Ratings are based on BOTH Fusarium head blight ratings and deoxynivalenol (DON) levels from inoculated provincial trials.

DON Ratings are based only on DON levels from inoculated provincial trials.

MR=moderately resistant (best); MS=moderately susceptible; S=susceptible; HS=highly susceptible (worst).

2 For ratings 0-9, a high score is undesirable.

3 Heading may vary from year to year and should only be used to indicate relative differences.

  PBR Status; indicates varieties protected under PBR 91 or PBR78. Visit pbrfacts.ca to learn more.

[!\[\]\(73002692dd5e7a64e60946be3158e719\_img.jpg\) Return to Index ...](#)



**Table 6b - Ontario Winter Wheat Performance Trials; Varietal Characteristics Based on Data from Area 2  
OCCC, August 2020**

Variety	Fusarium Data			Test Weight (kg/hL)	Protein (%)	1000 Kernel Weight (g)	Winter Survival (%)	Height (cm)	Heading Date <sup>3</sup> (JD)	Powdery Mildew (0-9) <sup>2</sup>	Leaf Septoria (0-9) <sup>2</sup>	Maturity Date (JD)	Straw Yield Index
	Combined Fusarium Rating <sup>1</sup>	Don Rating <sup>1</sup>	Years										
Ava	MR	MS	7	75.5	10.5	35.4	95	90	163	4.3	3.9	196	102
25W38	S	HS	1	74.1	11.2	36.6	95	77	161	2.3	3.9	196	97
Branson	MS	MS	7	76.3	10.4	35.8	95	81	160	4.5	3.6	194	92
CM614	MS	MS	7	77.2	11.2	39.5	100	85	161	4.0	4.0	195	112
Secord	S	MS	7	76.8	11.1	39.6	93	86	161	4.0	4.4	194	92
25R34	MS	MR	6	76.4	10.5	39.9	95	83	161	4.5	4.1	194	89
25R40	S	S	7	76.8	11.0	39.1	91	77	161	2.8	4.0	195	90
Emperor	MS	MR	7	76.4	11.5	35.9	85	89	160	5.0	4.1	195	106
Marker	MR	MR	7	75.5	10.0	32.7	95	84	161	4.8	4.0	194	99
UGRC Ring	MS	MR	7	76.1	11.0	37.8	100	89	160	4.0	4.3	193	99
25R46	MS	MS	6	75.6	11.9	37.3	89	78	162	4.8	4.0	194	67
Cruze	MR	MR	5	76.8	11.3	36.2	96	78	161	4.5	4.4	195	95
DS572SRW	S	S	5	78.1	10.7	48.4	100	93	162	2.0	4.3	195	124
Measure	MR	MR	3	75.8	11.1	36.9	93	88	161	4.3	3.9	193	89
B654SRW	S	MS	4	75.6	9.8	36.8	93	88	161	4.3	4.1	194	96
25R61	MR	MS	3	74.9	10.9	36.1	96	83	161	4.8	4.4	194	93
25R74	MR	MR	3	75.6	11.6	32.0	89	79	160	3.5	4.5	195	78
Blaze	MR	MS	2	76.2	10.5	38.4	94	87	163	3.5	3.9	195	96
Hilliard	MR	MS	1	75.7	11.3	35.5	93	84	161	2.3	4.0	196	96
Priesley	S	S	7	74.4	11.4	42.3	100	80	163	3.0	3.9	196	116
Gallus	S	S	7	77.3	12.5	40.5	99	89	162	3.8	4.1	196	121
Lexington	MS	MR	2	78.3	12.6	45.5	99	88	162	2.5	4.1	195	98
PRO 81	MS	MS	2	80.4	12.2	37.1	98	94	163	2.3	4.0	195	123
Adrianus	HS	HS	1	78.3	12.6	45.8	94	87	165	2.5	4.1	197	131
Frontenac	MS	MR	5	79.3	11.5	41.7	100	97	162	2.0	3.9	193	103
Means				76.5	11.2	38.5	95	85	161	3.6	4.1	195	4.86 t/ha
Locations				3	1	3	1	3	3	1	2	2	1

For traits not reported on this table see other area trait tables or previous year's performance trials. Not all traits are expressed in any given year or area. Head to Head comparisons on GoCereals.ca website give multi-year data for trait characteristics.


1 Combined Fusarium Ratings are based on BOTH Fusarium head blight ratings and deoxynivalenol (DON) levels from inoculated provincial trials.

DON Ratings are based only on DON levels from inoculated provincial trials.
















MR=moderately resistant (best); MS=moderately susceptible; S=susceptible; HS=highly susceptible (worst).

2 For ratings 0-9, a high score is undesirable.

3 Heading may vary from year to year and should only be used to indicate relative differences.

 PBR Status; indicates varieties protected under PBR 91 or PBR78. Visit pbrfacts.ca to learn more.

**Table 6c - Ontario Winter Wheat Performance Trials; Varietal Characteristics Based on Data from Area 3  
OCCC, August 2020**

Variety	Fusarium Data			Test Weight (kg/hL)	Protein (%)	1000 Kernel Weight (g)	Winter Survival (%)	Height (cm)	Heading Date <sup>2</sup> (JD)	Maturity Date (JD)	Straw Yield Index
	Combined Fusarium Rating <sup>1</sup>	Don Rating <sup>1</sup>	Years								
Ava	MR	MS	7	71.2	12.6	34.1	70	78	160	189	99
25W38 	S	HS	1	68.6	13.1	25.7	100	63	159	189	92
Branson 	MS	MS	7	72.6	12.5	29.0	84	79	157	189	94
CM614	MS	MS	7	73.3	12.1	30.7	81	81	160	190	116
Secord	S	MS	7	69.8	13.2	27.7	84	80	159	189	109
25R34 	MS	MR	6	69.6	13.0	29.2	70	77	161	189	90
25R40 	S	S	7	70.1	13.1	26.9	95	70	160	189	89
Marker	MR	MR	7	68.1	12.8	21.5	95	80	159	189	109
UGRC Ring 	MS	MR	7	69.5	11.7	29.3	100	83	157	189	116
UGRC C2-5	MR	MR	3	68.8	12.7	29.4	98	84	163	190	101
25R46 	MS	MS	6	68.5	12.6	24.5	85	69	160	189	90
DS572SRW 	S	S	5	71.7	13.2	32.0	83	85	159	189	101
UGRC GL164	S	S	2	72.8	13.2	22.1	98	74	158	189	74
Measure	MR	MR	3	72.0	13.3	28.2	89	80	157	189	91
B654SRW 	S	MS	4	67.7	12.9	24.7	90	90	158	189	98
25R61 	MR	MS	3	68.3	13.8	24.1	75	77	158	189	110
25R74 	MR	MR	3	70.6	13.2	21.7	89	70	159	189	83
Blaze	MR	MS	2	68.2	13.4	27.2	72	75	160	189	88
Hilliard 	MR	MS	1	67.5	13.4	24.9	83	75	158	189	100
Priesley	S	S	7	67.6	14.3	28.5	88	68	162	189	86
Gallus 	S	S	7	75.6	14.6	31.6	81	78	159	189	110
Lexington 	MS	MR	2	74.5	14.1	35.7	84	81	160	189	115
PRO 81 	MS	MS	2	75.2	14.6	27.8	57	78	162	190	108
Adrianus 	HS	HS	1	73.0	14.5	30.9	86	75	162	190	113
Frontenac	MS	MR	5	73.0	12.9	30.4	99	93	158	189	116
Means				70.7	13.2	27.9	85	78	159	189	3.29 t/ha
Locations				1	1	1	1	1	1	1	1

For traits not reported on this table see other area trait tables or previous year's performance trials. Not all traits are expressed in any given year or area. Head to Head comparisons on GoCereals.ca website give multi-year data for trait characteristics.

<sup>1</sup> Combined Fusarium Ratings are based on BOTH Fusarium head blight ratings and deoxynivalenol (DON) levels from inoculated provincial trials.

DON Ratings are based only on DON levels from inoculated provincial trials.








MR=moderately resistant (best); MS=moderately susceptible; S=susceptible; HS=highly susceptible (worst).

<sup>2</sup> Heading may vary from year to year and should only be used to indicate relative differences.

  PBR Status; indicates varieties protected under PBR 91 or PBR78. Visit pbrfacts.ca to learn more.

 [Return to Index ...](#)

**Table 6d - Ontario Winter Wheat Performance Trials; Varietal Characteristics Based on Data from Area V  
OCCC, August 2019**

Variety	Fusarium Data			Test Weight (kg/hL)	Protein (%)	1000 Kernel Weight (g)	Winter Survival (%)	Lodging (0-9) <sup>2</sup>	Height (cm)	Heading Date <sup>3</sup> (JD)	Leaf Septoria (0-9) <sup>2</sup>	Maturity Date (JD)	Straw Yield Index
	Combined Fusarium Rating <sup>1</sup>	Don Rating <sup>1</sup>	Years										
Branson 	MS	MS	7	75.7	11.9	32.0	85	2.3	88	171	1.3	207	86
CM614	MS	MS	7	78.4	11.8	37.0	82	1.5	95	173	1.3	208	91
Marker	MR	MR	7	75.2	11.2	30.4	85	0.0	92	173	1.8	208	105
DS572SRW 	S	S	5	78.6	11.6	43.6	83	2.4	103	172	1.8	208	97
Measure	MR	MR	3	76.1	12.1	36.3	82	3.5	92	172	1.3	208	94
B654SRW 	S	MS	4	76.2	11.2	36.6	85	0.7	94	172	2.5	207	97
Blaze	MR	MS	2	76.4	11.2	35.8	88	0.0	90	173	2.0	209	92
Hilliard 	MR	MS	1	75.9	12.0	32.7	83	3.5	87	172	2.3	208	106
AC Morley	MR	MS	7	78.4	12.7	38.1	71	0.0	114	173	1.5	208	111
Priesley	S	S	7	77.2	12.4	39.6	90	0.0	88	172	1.8	210	100
Lexington 	MS	MR	2	77.9	13.0	42.4	84	0.5	92	173	2.8	209	107
PRO 81 	MS	MS	2	79.7	12.6	33.6	94	0.0	102	172	1.5	210	116
Adrianus 	HS	HS	1	79.1	12.5	41.8	89	0.0	98	175	2.0	211	108
Frontenac	MS	MR	5	79.3	12.0	40.0	81	2.3	105	173	1.8	205	95
Means				77.6	12.0	37.5	84	1.4	96	173	1.8	208	6.73 t/ha
Locations				2	1	2	2	2	2	2	1	1	1

For traits not reported on this table see other area trait tables or previous year's performance trials. Not all traits are expressed in any given year or area. Head to Head comparisons on GoCereals.ca website give multi-year data for trait characteristics.



1 Combined Fusarium Ratings are based on BOTH Fusarium head blight ratings and deoxynivalenol (DON) levels from inoculated provincial trials.

DON Ratings are based only on DON levels from inoculated provincial trials.

MR=moderately resistant (best); MS=moderately susceptible; S=susceptible; HS=highly susceptible (worst).

















2 For ratings 0-9, a high score is undesirable.

3 Heading may vary from year to year and should only be used to indicate relative differences.

  PBR Status; indicates varieties protected under PBR 91 or PBR 78. Visit pbrfacts.ca to learn more.

 [Return to Index ...](#)

**Table 7a - Ontario Winter Wheat Distributors, 2020**

Class <sup>3</sup>	Variety	Distributor
sww	Ava 25W38 (awned) 	Brevant Seeds Pioneer Seeds
srw	Branson  CM614	Brevant Seeds C & M Seeds
	Secord (awned) 25R34 (awned) 	SeCan Association Pioneer Seeds
	25R40 (awned)  Emperor 	Pioneer Seeds SeCan Association
	Marker UGRC Ring (awned) 	Snobelen Farms Elite Seeds
	UGRC C2-5 25R46 (awned) 	Semican Inc Pioneer Seeds
	Cruze (awned) DS572SRW 	C & M Seeds Brevant Seeds
	UGRC GL164 Measure (awned)	Semican Inc Snobelen Farms
	B654SRW  25R61 (awned) 	Brevant Seeds Pioneer Seeds
	25R74 (awned)  Blaze (awned)	Pioneer Seeds C & M Seeds
	Hilliard (awned) 	C & M Seeds
hrw	Priesley Gallus (awned) 	C & M Seeds C & M Seeds
	Lexington (awned)  PRO 81 (awned) 	C & M Seeds C & M Seeds
	Adrianus (awned) 	C & M Seeds
efw	Frontenac	Semican Inc

<sup>1</sup> sww = soft white winter, srw = soft red winter, hrw = hard red winter, efw = eastern feed winter.

  PBR Status; indicates varieties protected under PBR 91 or PBR78. Visit [pbrfacts.ca](http://pbrfacts.ca) to learn more.

**Table 7b - Ontario Winter Wheat Distributor/Sponsor Contact**

Distributor	Address
Brevant Seeds	c/o Corteva Agriscience, Box 730, 7398 Queen's Line, Chatham, ON, N7M 5L1 Website: <a href="http://www.brevant.ca">www.brevant.ca</a>
C&M Seeds	6180 5th Line, Palmerston, ON, N0G 2P0 Tel: 1-888-733-9432 Website: <a href="http://www.redwheat.com">www.redwheat.com</a>
Elite Seeds	Available through your local Agromart Website: <a href="http://www.eliteseeds.ca">www.eliteseeds.ca</a>
Pioneer Seeds	c/o Corteva Agriscience, Box 730, 7398 Queen's Line, Chatham, ON, N7M 5L1 Website: <a href="http://www.pioneer.com">www.pioneer.com</a>
SeCan Association	400-300 Terry Fox Drive, Kanata, ON, K2K 0E3 Tel: 1-866-797-7874 Fax: 613-592-9497 Website: <a href="http://www.secan.com">www.secan.com</a>
Semican Inc	366, Rang 10, Plessisville, QC, G6L 2Y2 Tel: 1-866-362-3385 Fax: 819-362-3385 Website: <a href="http://www.semican.ca">www.semican.ca</a>
Snobelen Seeds	323 Havelock St, Lucknow, ON, N0G 2H0 Tel: 519-528-2092 Internet: <a href="http://www.snobelengrain.com">www.snobelengrain.com</a>

 [Return to Index ...](#)