
2019

Ontario Winter Wheat Performance Trials – *Area 5*

Data collected 2018-2019

www.gocereals.ca



Conducted by the Ontario Cereal Crop Committee

Current as of September 6, 2019

Ontario Winter Wheat Performance Trials

This report has been prepared by the Ontario Cereal Crop Committee and contains the most recent varietal information on winter wheat that was planted in 2018 and harvested in 2019

ADDITIONAL INFORMATION

Additional information is available at www.gocereals.ca, including

- Map with area and individual locations
- Head to Head comparisons which give multi-year data
- Historical Performance reports

For more information contact:

Ellen Sparry
Trial Coordinator
C&M Seeds
519-343-2126
esparry@redwheat.com

Joanna Follings
Cereals Specialist, OMAFRA
63 Lorne Avenue East-Suite 2B, Stratford, ON N5A 6S4
joanna.follings@ontario.ca
Office: 519-271-8180
Cell: 519-400-7124

2019







Ontario Winter Wheat Performance Trials

Conducted by the Ontario Cereal Crop Committee ♦ www.gocereals.ca

Click on the desired table number to go to that table and to return to Table of Contents at the bottom of the page

Table #	Table	Page #
6	Cumulative Yield Index Summary - Area V	4
6a	Cumulative Yield Index Summary - Area V INTENSIVE	5
6b	Varietal Characteristics - Area V	6
7a	Ontario Winter Wheat Distributors	7
7b	Distributor Contact Information	8

**Table 6 - Ontario Winter Wheat Performance Trial; Cumulative Yield Index¹
Summary for Area V², OCCC, August 2019**

Class ³	Variety	2 year	2019
srw	CM614	99 ⁴	100
	Marker	109	105
	Blaze (awned)	104	101
	Branson 		100
	DS572SRW 		101
	B654SRW 		105
	Measure (awned)		98
hrw	Priesley	104	103
	AC Morley	96	86
	Lexington (awned) 	91	99
	PRO 81 (awned) 	112	106
	Adrianus (awned) 		101
efw	Frontenac	105	101
Means (t/ha)		6.89	8.29
Means (bu/ac)		102	123
Location-Years		3	2

¹ Values differing by less than 3 within a column may not represent true differences in yield. Yield Indices are Heritability Adjusted Relative Values (HARV), which favour results from trial locations with high repeatability. For more information, see: Yan, W. Use of HARV in Variety Trial Summaries.

² Area V : see map of areas on www.gocereals.ca/variety_trial.php

³ sww = soft white winter, srw = soft red winter, hrw = hard red winter, efw = eastern feed winter.







⁴ Cultivar yield rankings may vary from year to year. Decisions are therefore best made using data with the greatest number of years.



PBR Status; indicates varieties protected under PBR 91 or PBR 78. Visit pbrfacts.ca to learn more.

 [Return to Index ...](#)

**Table 6a - Ontario Winter Wheat Performance Trial - Cumulative Yield Indices¹
Intensive Trials Summary for Area V², OCCC, August 2019**

Class ³	Variety	2-Year Index Fungicides		2019 Index Fungicides	
		No	Yes	No	Yes
srw	Branson 			100 ⁴	104
	CM614	97	99	96	99
	Marker			107	104
	DS572SRW 	100	102	102	109
	Measure (awned)			97	99
	B654SRW 	100	102	104	103
	Blaze (awned)			104	103
hrw	AC Morley			84	86
	Priesley	102	99	99	99
	Lexington (awned) 			102	101
	PRO 81 (awned) 			105	103
	Adrianus (awned) 			103	101
efw	Frontenac			96	97
Means (t/ha)		8.56	8.54	9.46	9.57
Means (bu/ac)		127	127	141	142
Location-Years		2		1	

¹ Values differing by less than 3 within a column may not represent true differences in yield. Yield Indices are Heritability Adjusted Relative Values (HARV), which favour results from trial locations with high repeatability. For more information, see: Yan, W. Use of HARV in Variety Trial Summaries.

² Area V: see map of areas on www.gocereals.ca/variety_trial.php.

³ sww = soft white winter, srw = soft red winter, hrw = hard red winter, efw = eastern feed winter.

⁴ Cultivar yield rankings may vary from year to year. Decisions are therefore best made using data with the greatest number of years.







Fungicide treatments included a T1 application of foliar fungicide at Zadoks Growth Stage 30 to 31, followed by a T3 application of fusarium fungicide during flowering.

The OCCC thanks the Grain Farmers of Ontario, BASF, Bayer and Syngenta for their financial support towards the intensive trials.



PBR Status; indicates varieties protected under PBR 91 or PBR 78. Visit pbrfacts.ca to learn more

**Table 6b - Ontario Winter Wheat Performance Trials; Varietal Characteristics Based on Data from Area V
OCCC, August 2019**

Variety	Fusarium Data			Test Weight (kg/hL)	Protein (%)	1000 Kernel Weight (g)	Winter Survival (%)	Lodging (0-9) ²	Height (cm)	Heading Date ³ (JD)	Leaf Septoria (0-9) ²	Maturity Date (JD)	Straw Yield Index
	Combined Fusarium Rating ¹	Don Rating ¹	Years										
Branson 	S	MS	6	75.7	11.9	32.0	85	2.3	88	171	1.3	207	86
CM614	MS	MS	6	78.4	11.8	37.0	82	1.5	95	173	1.3	208	91
Marker	MR	MR	6	75.2	11.2	30.4	85	0.0	92	173	1.8	208	105
DS572SRW 	S	HS	4	78.6	11.6	43.6	83	2.4	103	172	1.8	208	97
Measure	MS	MR	2	76.1	12.1	36.3	82	3.5	92	172	1.3	208	94
B654SRW 	S	MS	3	76.2	11.2	36.6	85	0.7	94	172	2.5	207	97
Blaze	MR	MR	1	76.4	11.2	35.8	88	0.0	90	173	2.0	209	92
AC Morley	MR	MS	6	78.4	12.7	38.1	71	0.0	114	173	1.5	208	111
Priesley	S	S	6	77.2	12.4	39.6	90	0.0	88	172	1.8	210	100
Lexington 	MS	MR	1	77.9	13.0	42.4	84	0.5	92	173	2.8	209	107
PRO 81 	MS	MS	1	79.7	12.6	33.6	94	0.0	102	172	1.5	210	116
Adrianus 	--	--	--	79.1	12.5	41.8	89	0.0	98	175	2.0	211	108
Frontenac	MS	MR	4	79.3	12.0	40.0	81	2.3	105	173	1.8	205	95
Means				77.6	12.0	37.5	84	1.4	96	173	1.8	208	6.73 t/ha
Locations				2	1	2	2	2	2	2	1	1	1

For traits not reported on this table see other area trait tables or previous year's performance trials. Not all traits are expressed in any given year or area. Head to Head comparisons on GoCereals.ca website give multi-year data for trait characteristics.


1 Combined Fusarium Ratings are based on BOTH Fusarium head blight ratings and deoxynivalenol (DON) levels from inoculated provincial trials.

DON Ratings are based only on DON levels from inoculated provincial trials.

MR=moderately resistant (best); MS=moderately susceptible; S=susceptible; HS=highly susceptible (worst).







2 For ratings 0-9, a high score is undesirable.

3 Heading may vary from year to year and should only be used to indicate relative differences.

 PBR Status; indicates varieties protected under PBR 91 or PBR 78. Visit pbrfacts.ca to learn more.

 [Return to Index ...](#)

Table 7a - Ontario Winter Wheat Distributors for Area V, 2019

Class ³	Variety	Distributor
srw	Branson 	Brevant Seeds
	CM614	C & M Seeds
	Marker	Snobelen Farms
	DS572SRW 	Brevant Seeds
	Measure (awned)	Snobelen Farms
	B654SRW 	Brevant Seeds
	Blaze (awned)	C & M Seeds
hrw	AC Morley	Advantage Seed Growers
	Priesley	C & M Seeds
	Lexington (awned) 	C & M Seeds
	PRO 81 (awned) 	C & M Seeds
	Adrianus (awned) 	C & M Seeds
efw	Frontenac	Semican Inc

¹ sww = soft white winter, srw = soft red winter, hrw = hard red winter, efw = eastern feed winter.



  PBR Status; indicates varieties protected under PBR 91 or PBR78. Visit pbrfacts.ca to learn more.

Table 7b - Ontario Winter Wheat Distributor/Sponsor Contact Information

Distributor	Address
Advantage Seed Growers	P.O. Box 351, Lucknow, ON, N0G 2H0 Tel: 519-440-6406 Fax: 519-812-1010 Website: www.advantageseeds.com
Bramhill Seeds	5220 Hwy 23, RR#2, Palmerston, ON, N0G 2P0 Tel: 519-343-3630 Fax: 519-343-2037 Internet: www.bramhillseeds.com
Brevant Seeds	Suite 2400, 215-2nd St, SW, Calgary, AB T2P 1M4 Tel: 519-359-3934 Website: www.brevant.ca
C&M Seeds	6180 5th Line, Palmerston, ON, N0G 2P0 Tel: 1-888-733-9432 Fax: 519-343-3792 Website: www.redwheat.com
Elite Seeds	Available through your local Agromart Tel: 519-282-6701 Website: www.eliteseeds.ca
Pioneer Hi-Bred	Box 730, 7398 Queen's Line, Chatham, ON, N7M 5L1 Tel: 1-800-265-9435 Website: www.pioneer.com
SeCan Association	400-300 Terry Fox Drive, Kanata, ON, K2K 0E3 Tel: 1-866-797-7874 Fax: 613-592-9497 Website: www.secan.com
Semican Inc	366, Rang 10, Plessisville, QC, G6L 2Y2 Tel: 1-866-362-3385 Fax: 819-362-3385 Website: www.semican.ca

 [Return to Index ...](#)