

2022

Ontario Winter Wheat Performance Trials

Data collected 2022

www.gocereals.ca



Conducted by the Ontario Cereal Crop Committee
Current as of March, 2023

General Information:

Cereal Performance Trials are conducted annually by the Ontario Cereal Crops Committee (OCCC). For more information about the OCCC, go to GoCereals.ca website under “About Us”.



Winter wheat trials are conducted annually at 12 locations across Ontario. A map showing the testing areas and trial locations for winter wheat can be found on GoCereals.ca under “Performance: Winter Wheat”. Each trial consists of four replications and is managed according to the recommendations of the Ontario Ministry of Agriculture, Food and Rural Affairs. Detailed information about the practices used and explanations of terms can be found on GoCereals.ca under “Procedures: OCCC Trial Methods & Testing Procedures”. Trials are inspected by representatives of the OCCC after heading to ensure that they meet OCCC standards.

“Intensive” trials for winter wheat refers to trials that receive two applications of a foliar fungicide for the control of leaf diseases and/or Fusarium Head Blight. Fungicide treatments for winter wheat include a T1 (GS 30-31) and T3 (GS 60-65) fungicide application. **The OCCC thanks the Grain Farmers of Ontario, BASF, Bayer and Syngenta for their financial support towards the intensive trials.**

The Yield Index reflects the performance of the variety relative to the average of the trials. Yield Indices are “Heritability Adjusted Relative Values” (HARV), which favour results from trial locations with high repeatability from rep to rep. For more information, see: [Yan, W. Use of HARV in Variety Trial Summaries](#). Index values differing by less than 3 within a column may not represent true differences in yield. Variety yield rankings may vary from year to year. Decisions are therefore best made using data with the greatest number of years.

Heading and Physiological Maturity Days vary from year to year and should only be used to indicate relative differences.

Not all traits are expressed in any given year or area. For traits not reported in a table, see other area trait tables for that crop or previous years’ performance trial reports. Head to Head comparisons on GoCereals.ca website give multi-year data for all trait characteristics.

Plant Breeders’ Rights Status;   indicates varieties protected under PBR 91 or PBR78. Visit pbrfacts.ca to learn more.

Abbreviations:

- JD = Julian Days (days for January 1st)
- Fusarium Ratings: “Combined Fusarium Ratings” for winter wheat are based on BOTH Fusarium head blight ratings and deoxynivalenol (DON) levels from inoculated provincial trials. “DON Ratings” are based only on DON levels from inoculated provincial trials Ratings: MR=moderately resistant (best); MS=moderately susceptible; S=susceptible; HS=highly susceptible (worst)
- Other Ratings: For ratings 0 - 9, a high score is undesirable. Disease ratings are taken from naturally occurring infection.
- Winter Wheat Classes: sww = soft white winter; srw = soft red winter; hrw = hard red winter; efw = eastern feed winter; eow = (Canada Eastern Other Wheat) = does not meet quality standards for sww, srw or hrw; a = awned

For more information contact:

Ellen Sparry, Performance Trial Coordinator
C&M Seeds
Office# 519-343-3126
Email: esparry@redwheat.com

Joanna Follings
Cereals Specialist, OMAFRA
63 Lorne Avenue East-Suite 2B, Stratford, ON N5A 6S4
joanna.follings@ontario.ca
Office: 519-271-8180
Cell: 519-400-7124

2022

Ontario Winter Wheat Performance Trials















Conducted by the Ontario Cereal Crop Committee ♦ www.gocereals.ca

Click on the desired table number to go to that table and to return to Table of Contents at the bottom of the page

Table #	Table	Page #
1	Cumulative Yield Indices - Area 1 & 2 combined	3
1a	Cumulative Yield Indices - Area 1 & 2 combined, INTENSIVE	4
2	Cumulative Yield Indices - Area 1	5
2a	Cumulative Yield Indices - Area 1 INTENSIVE	6
2b	Varietal Characteristics - Area 1	7
3	Cumulative Yield Indices - Area 2	8
3a	Cumulative Yield Indices - Area 2 INTENSIVE	9
3b	Varietal Characteristics - Area 2	10
4	Cumulative Yield Indices - Area 3	11
4a	Cumulative Yield Indices - Area 3 INTENSIVE	12
4b	Varietal Characteristics - Area 3	13
5	Cumulative Yield Indices - Area 5	14
5a	Cumulative Yield Indices - Area 5 INTENSIVE	15
5b	Varietal Characteristics - Area 5	16
6a	Ontario Winter Wheat Distributors	17
6b	Distributor Contact Information	18

Ontario Cereal Crop Committee Performance Trials 2022

Table 1 - Winter Wheat Cumulative Yield Indices¹, Area 1 & 2 Combined

Class	Variety	5 year	4 year	3 year	2 year	2022
sww	Ava	99 ²	98	98	97	97
	25W38 (awned) 		105	105	106	100
srw	Branson 	100	99	98	98	97
	Secord (awned)	101	101	102	101	100
	25R40 (awned) 	103	103	103	105	105
	Marker	100	99	100	98	99
	UGRC Ring (awned) 	101	102	102	100	104
	Cruze (awned)	98	98	98	97	102
	B654SRW 	100	100	99	99	99
	25R61 (awned) 	100	99	99	98	102
	25R74 (awned) 	102	101	101	101	103
	Blaze (awned)	104	104	105	104	106
	Hilliard (awned) 		107	107	109	106
	OAC Constellation (awned) 		103	103	104	106
	Swoop				100	102
	B700SRW (awned) 				102	104
	OAC Moon (awned) 				103	102
UGRC Comet 					98	
hrw	PRO 81 (awned) 	102	103	103	103	101
	Adrianus (awned) 		105	105	105	101
Means (t/ha)		6.75	6.98	7.02	7.07	8.07
Means (bu/ac)		100	104	104	105	120
Location-years		24	18	17	11	4

¹ Values differing by less than 3 within a column may not represent true differences in yield.

² Cultivar yield rankings may vary from year to year. Decisions are therefore best made using data with the greatest number of years.

















PBR Status; indicates varieties protected under PBR 91 or PBR78. Visit pbrfacts.ca to learn more.

 [Return to index..](#)



Ontario Cereal Crop Committee Performance Trials 2022

Table 1a - Winter Wheat Cumulative Yield Indices¹, Area 1 & 2 Combined, Intensive

Class	Variety	5-Year Index Fungicides		4-Year Index Fungicides		3-Year Index Fungicides		2-Year Index Fungicides		2022 Index Fungicides	
		No	Yes	No	Yes	No	Yes	No	Yes	No	Yes
sww	Ava 25W38 (awned) 	96 ²	101	95	101	95	100	93	99	95	100
srw	Branson 	97	103	95	102	94	102	93	103	94	99
	Secord (awned)	99	104	98	104	99	104	98	103	98	101
	25R40 (awned) 	101	105	100	106	101	106	102	108	102	105
	Marker	98	103	96	103	97	102	95	102	98	103
	UGRC Ring (awned) 	97	102	97	102	97	102	96	102	103	107
	Cruze (awned)	96	103	95	104	96	103	94	103	100	104
	B654SRW 	99	105	97	104	96	103	95	104	97	101
	25R61 (awned) 	98	105	96	105	96	105	96	106	102	109
	25R74 (awned) 	99	104	98	104	98	104	98	105	99	103
	Blaze (awned)	102	108	102	109	103	110	100	109	103	107
	Hilliard (awned) 			103	107	103	107	105	110	101	104
	OAC Constellation (awned) 			100	105	100	105	101	107	101	106
	UGRC Comet 									96	100
	Swoop							97	102	100	104
	B700SRW (awned) 							98	109	103	108
OAC Moon (awned) 							100	108	100	106	
hrw	PRO 81 (awned) 	100	101	100	101	100	101	98	100	96	96
	Adrianus (awned) 			103	107	104	107	103	106	99	103
Means (t/ha)		6.60	6.98	6.87	7.35	6.93	7.36	7.19	7.72	7.96	8.33
Means (bu/ac)		98	104	102	109	103	110	107	115	118	124
Location-years		16		12		11		8		3	















¹ Values differing by less than 3 within a column may not represent true differences in yield.

² Cultivar yield rankings may vary from year to year. Decisions are best made using data with the greatest number of years.

  PBR Status; indicates varieties protected under PBR 91 or PBR78. Visit pbrfacts.ca to learn more.



Ontario Cereal Crop Committee Performance Trials 2022

Table 2 - Winter Wheat Cumulative Yield Indices¹, Area 1

Class	Variety	4 year	3 year	2 year	2022
sww	Ava	96 ²	96	94	95
	25W38 (awned) 		107	108	106
srw	Branson 	99	97	96	95
	Secord (awned)	102	101	101	101
	25R40 (awned) 	104	103	104	101
	Marker	100	99	98	99
	UGRC Ring (awned) 	101	101	100	106
	Cruze (awned)	99	99	98	104
	B654SRW 	100	98	96	95
	25R61 (awned) 	102	101	101	104
	25R74 (awned) 	104	104	103	101
	Blaze (awned)	104	105	103	104
	Hilliard (awned) 		105	107	101
	OAC Constellation (awned) 		102	104	102
	Swoop			97	98
	B700SRW (awned) 			105	107
	OAC Moon (awned) 			104	101
UGRC Comet 				96	
hrw	PRO 81 (awned) 	101	102	100	98
	Adrianus (awned) 		107	107	102
Means (t/ha)		6.47	6.91	7.20	7.72
Means (bu/ac)		96	103	107	115
Location-Years		11	8	5	2

¹ Values differing by less than 3 within a column may not represent true differences in yield.















² Cultivar yield rankings may vary from year to year. Decisions are therefore best made using data with the greatest number of years.

  PBR Status; indicates varieties protected under PBR 91 or PBR78. Visit pbrfacts.ca to learn more.

 [Return to index..](#)



Ontario Cereal Crop Committee Performance Trials 2022

Table 2a - Winter Wheat Cumulative Yield Indices¹, Area 1 Intensive

Class	Variety	4-Year Index Fungicides		3-Year Index Fungicides		2-Year Index Fungicides		2022 Index Fungicides	
		No	Yes	No	Yes	No	Yes	No	Yes
sww	Ava	95 ²	97	94	97	91	95	94	97
	25W38 (awned) 			105	108	106	110	105	103
srw	Branson 	98	101	95	100	93	100	94	98
	Secord (awned)	101	104	100	103	99	102	100	102
	25R40 (awned) 	102	104	102	105	102	106	100	101
	Marker	98	100	96	100	96	99	99	101
	UGRC Ring (awned) 	99	101	99	102	98	103	106	107
	Cruze (awned)	98	103	97	103	96	102	103	105
	B654SRW 	98	101	96	100	94	99	94	96
	25R61 (awned) 	100	104	98	104	99	106	104	108
	25R74 (awned) 	102	105	101	105	101	105	100	101
	Blaze (awned)	103	106	104	108	101	106	104	106
	Hilliard (awned) 			103	106	105	108	100	102
	OAC Constellation (awned) 			101	105	102	107	101	104
	UGRC Comet 							95	99
	Swoop					95	99	97	99
B700SRW (awned) 					103	110	106	107	
OAC Moon (awned) 					102	108	100	105	
hrw	PRO 81 (awned) 	100	100	100	100	98	98	97	93
	Adrianus (awned) 			106	109	105	108	101	102
Means (t/ha)		6.37	6.57	6.84	7.12	7.20	7.54	7.72	7.90
Means (bu/ac)		95	98	102	106	107	112	115	118
Location-Years		10		7		5		2	

¹ Values differing by less than 3 within a column may not represent true differences in yield.

² Cultivar yield rankings may vary from year to year. Decisions are therefore best made using data with the greatest number of years.

  PBR Status; indicates varieties protected under PBR 91 or PBR78. Visit pbrfacts.ca to learn more.

Ontario Cereal Crop Committee Performance Trials 2022

Table 2b - Winter Wheat, Varietal Characteristics¹, Area 1

Class	Variety	Fusarium Data			Test Weight (kg/hL)	Protein (%)	1000 Kernel Weight (g)	Winter Survival (%)	Lodging (0-9) ³	Height (cm)	Heading Date (JD)	Maturity Date (JD)	Leaf Septoria (0-9) ³
		Combined Fusarium Rating ²	Don Rating ²	Years									
sww	Ava	MS	S	6	78.3	11.0	35.4	93	0.5	96	152	185	2.5
	25W38	S	S	4	77.4	11.1	36.9	95	0.1	83	149	184	3.1
srw	Branson	S	MS	6	78.6	11.4	35.0	96	1.5	88	147	181	3.6
	Secord	HS	S	6	77.9	10.9	36.7	95	0.8	94	149	182	4.1
	25R40	S	S	6	78.6	10.6	39.4	93	1.1	79	149	183	3.6
	Marker	S	MS	6	77.4	10.7	32.2	94	0.8	92	150	183	3.1
	UGRC Ring	MS	MS	6	77.1	11.1	37.4	95	0.8	96	148	183	4.4
	Cruze	MS	MS	6	79.1	11.2	34.9	98	0.9	87	148	184	3.0
	B654SRW	S	MS	6	78.6	10.3	36.9	95	1.6	94	149	182	3.8
	25R61	MS	MS	6	77.6	10.8	34.0	98	1.0	90	148	182	3.0
	25R74	MS	MS	6	77.5	11.5	31.9	100	0.9	81	147	184	3.1
	Blaze	MS	MS	5	78.5	11.2	37.7	96	0.3	89	149	184	3.0
	Hilliard	MS	S	4	78.3	11.4	35.3	97	0.4	88	148	183	2.8
	OAC Constellation	S	S	3	80.3	11.3	36.9	91	0.5	85	149	183	4.9
	UGRC Comet	MS	MS	3	78.3	11.5	34.3	94	1.5	88	147	181	3.5
	Swoop	MS	MS	2	77.9	11.0	34.6	96	1.4	90	149	183	3.9
	B700SRW	MR	MR	2	78.6	11.0	35.5	96	1.3	87	148	184	2.3
	OAC Moon	MS	S	2	76.3	11.0	30.5	95	0.9	84	148	183	3.5
hrw	PRO 81	MS	MS	5	81.7	12.5	36.4	95	0.3	95	150	185	2.8
	Adrianus	S	HS	4	81.1	12.5	45.6	96	0.0	90	151	186	2.9
Means					78.5	11.2	35.9	95	0.8	89	149	183	3.3
Locations					2	2	2	2	2	2	1	2	2

¹ See 'Head to Head' comparisons on GoCereals.ca website for multi-year data for trait characteristics.















² MR=moderately resistant (best); MS=moderately susceptible; S=susceptible; HS=highly susceptible (worst).

³ For ratings 0-9, a high score is undesirable.

 PBR Status; indicates varieties protected under PBR 91 or PBR78. Visit pbrfacts.ca to learn more.



Ontario Cereal Crop Committee Performance Trials 2022

Table 3 - Winter Wheat Cumulative Yield Indices¹, Area 2

Class	Variety	5 year	4 year	3 year	2 year	2022
sww	Ava	101 ²	100	100	100	100
	25W38 (awned) 		104	104	104	95
srw	Branson 	100	100	99	99	99
	Secord (awned)	101	101	102	102	98
	25R40 (awned) 	103	103	104	106	110
	Marker	101	100	100	99	99
	UGRC Ring (awned) 	102	102	102	99	102
	Cruze (awned)	97	97	97	96	100
	B654SRW 	101	101	100	101	104
	25R61 (awned) 	99	97	98	95	100
	25R74 (awned) 	100	99	98	100	105
	Blaze (awned)	104	104	104	104	108
	Hilliard (awned) 		108	108	111	111
	OAC Constellation (awned) 		104	104	104	109
	UGRC C2-5				96	91
	UGRC GL164				101	102
	Swoop				103	106
	B700SRW (awned) 				99	101
OAC Moon (awned) 				102	103	
UGRC Comet 					101	
hrw	PRO 81 (awned) 	104	103	104	105	103
	Adrianus (awned) 		104	104	104	101
	Montcalm				90	81
Means (t/ha)		6.97	7.03	7.11	6.97	8.40
Means (bu/ac)		104	105	106	104	125
Location-Years		13	10	9	6	2















¹ Values differing by less than 3 within a column may not represent true differences in yield.

² Cultivar yield rankings may vary from year to year. Decisions are therefore best made using data with the greatest number of years.

  PBR Status; indicates varieties protected under PBR 91 or PBR78. Visit pbrfacts.ca to learn more.



Ontario Cereal Crop Committee Performance Trials 2022

Table 3a - Winter Wheat, Cumulative Yield Indices¹, Area 2 Intensive

Class	Variety	5-Year Index		4-Year Index		3-Year Index		2-Year Index		2022 Index	
		Fungicides		Fungicides		Fungicides		Fungicides		Fungicides	
		No	Yes	No	Yes	No	Yes	No	Yes	No	Yes
sww	Ava	97 ²	107	96	106	97	106	97	106	98	105
	25W38 (awned) 			101	109	101	110	101	110	94	102
srw	Branson 	97	106	95	106	93	105	94	107	96	103
	Secord (awned)	96	105	95	104	96	105	96	105	95	100
	25R40 (awned) 	98	106	98	106	99	106	101	110	108	113
	Marker	98	108	97	108	98	107	94	106	98	107
	UGRC Ring (awned) 	94	104	93	103	93	102	92	102	98	108
	UGRC C2-5							94	102	90	97
	Cruze (awned)	93	104	92	104	92	103	92	104	94	103
	UGRC GL164							98	104	96	103
	B654SRW 	101	112	99	111	98	110	96	111	102	111
	25R61 (awned) 	94	107	92	106	93	106	91	105	99	109
	25R74 (awned) 	95	104	93	103	92	103	94	105	99	107
	Blaze (awned)	99	110	100	111	101	112	100	113	102	109
	Hilliard (awned) 			103	108	103	108	105	112	103	109
	OAC Constellation (awned) 			99	105	98	105	98	106	101	109
	UGRC Comet 									97	103
	Swoop							100	108	105	114
B700SRW (awned) 							91	108	97	109	
OAC Moon (awned) 							96	108	100	108	
hrw	PRO 81 (awned) 	99	102	100	103	101	104	99	103	95	100
	Adrianus (awned) 			100	103	100	105	99	104	97	103
	Montcalm							84	89	77	81
Means (t/ha)		6.94	7.61	6.91	7.63	7.06	7.75	7.17	7.97	8.43	9.16
Means (bu/ac)		103	113	103	113	105	115	107	119	125	136
Location-Years		6		5		4		3		1	










¹ Values differing by less than 3 within a column may not represent true differences in

² Cultivar yield rankings may vary from year to year. Decisions are therefore best made using data with the greatest number of

  PBR Status; indicates varieties protected under PBR 91 or PBR78. Visit pbrfacts.ca to learn more.

Ontario Cereal Crop Committee Performance Trials 2022



Table 3b - Winter Wheat, Varietal Characteristics¹, Area 2

Class	Variety	Fusarium Data			Test Weight (kg/hL)	Protein (%)	1000 Kernel Weight (g)	Winter Survival (%)	Lodging (0-9) ³	Height (cm)	Heading Date (JD)	Maturity Date (JD)	Powdery Mildew (0-9) ³	Leaf Rust (0-9) ³	Leaf Septoria (0-9) ³	Stripe Rust (0-9) ³	Straw Yield Index
		Combined Fusarium Rating ²	Don Rating ²	Years													
sww	Ava 25W38 	MS	S	6	78.2	9.3	40.5	98	1.6	116	156	195	4.4	4.6	3.8	1.5	103
		S	S	4	75.7	9.2	38.7	99	0.0	93	153	196	1.1	7.5	4.0	0.0	83
srw	Branson 	S	MS	6	76.7	9.7	38.2	100	0.8	97	153	192	4.5	3.1	2.8	0.5	81
		HS	S	6	76.7	10.3	45.4	99	2.0	106	153	192	3.8	5.4	4.8	0.0	113
	25R40 	S	S	6	77.0	9.5	42.9	99	0.4	91	153	194	2.0	4.7	3.0	0.3	93
		S	MS	6	76.2	8.9	36.3	96	2.8	105	153	194	4.4	4.0	4.0	0.0	102
	UGRC Ring 	MS	MS	6	75.0	9.4	40.5	98	3.4	111	153	193	4.9	4.6	3.8	1.0	98
		MS	MS	3	75.0	9.6	42.1	99	2.3	111	157	195	3.8	6.6	3.8	2.0	107
	Cruze	MS	MS	6	78.0	10.1	37.7	100	2.0	100	154	195	4.5	4.4	3.3	2.3	82
		HS	S	4	77.0	9.8	35.1	98	2.4	95	152	193	3.9	2.7	2.5	2.8	82
	UGRC GL164	S	MS	6	77.6	8.9	44.1	99	0.4	111	153	193	5.3	1.8	3.0	0.5	102
		MS	MS	6	77.3	9.1	36.5	100	0.1	99	153	193	5.2	5.8	4.5	3.3	90
	25R74 	MS	MS	6	74.7	10.1	35.0	99	1.9	89	152	193	1.6	3.0	2.5	0.0	89
		MS	MS	5	76.3	9.6	43.9	99	0.8	102	154	194	3.0	2.4	2.8	0.0	95
	Hilliard 	MS	S	4	78.4	10.0	38.7	99	1.0	102	153	194	0.6	1.2	2.8	0.0	113
		S	S	3	79.3	10.5	41.4	98	0.8	99	153	193	1.1	1.0	2.3	0.3	111
	OAC Constellation 	MS	MS	3	77.1	10.0	38.9	98	0.9	96	153	192	4.1	3.0	3.0	0.5	80
		MS	MS	2	77.9	9.7	39.2	99	3.6	110	154	193	4.5	2.6	3.5	0.3	115
	B700SRW 	MR	MR	2	76.5	9.3	37.7	100	0.0	97	153	193	5.8	5.9	4.0	2.3	90
		MS	S	2	75.9	9.4	33.3	99	0.0	93	152	194	4.4	3.6	3.5	0.0	89
hrw	PRO 81 	MS	MS	5	80.9	10.9	38.8	97	0.9	110	154	194	0.5	0.8	2.5	0.0	124
		S	HS	4	79.4	11.2	48.3	97	0.0	103	158	197	0.5	1.0	2.3	0.0	139
	Montcalm	S	S	2	77.7	12.3	46.7	99	0.6	118	158	192	1.8	1.2	3.5	0.0	120
Means					77.1	9.8	40.0	99	1.2	102	154	194	3.3	3.5	3.3	0.8	3.77 t/ha
Locations					2	1	2	2	2	2	2	1	2	2	1	1	1

¹ See 'Head to Head' comparisons on GoCereals.ca website for multi-year data for trait characteristics.














² MR=moderately resistant (best); MS=moderately susceptible; S=susceptible; HS=highly susceptible (worst).

³ For ratings 0-9, a high score is undesirable.

  PBR Status; indicates varieties protected under PBR 91 or PBR78. Visit pbrfacts.ca to learn more.

Ontario Cereal Crop Committee Performance Trials 2022

Table 4 - Winter Wheat Cumulative Yield Indices¹, Area 3

Class	Variety	4 year	3 year	2 year	2022
srw	Branson 	101 ²	101	100	98
	Marker	98	96	95	92
	UGRC Ring (awned) 	102	102	100	97
	B654SRW 	102	101	100	100
	Blaze (awned)	102	101	101	101
	25R40 (awned) 		103	103	105
	UGRC C2-5		100	100	96
	UGRC GL164		99	99	97
	25R61 (awned) 			103	103
	25R74 (awned) 			101	101
	OAC Constellation (awned) 			99	100
	Swoop			103	105
	Hilliard (awned) 				101
	UGRC Comet 				100
	OAC Moon (awned) 				102
	hrw	Lexington (awned) 	99	99	98
PRO 81 (awned) 		100	100	101	103
Adrianus (awned) 			102	104	103
Montcalm				95	93
Means (t/ha)		7.59	7.73	8.21	8.42
Means (bu/ac)		113	115	122	125
Location-Years		10	7	6	3

¹ Values differing by less than 3 within a column may not represent true differences in yield.














² Cultivar yield rankings may vary from year to year. Decisions are best made using data with the greatest number of years.

  PBR Status; indicates varieties protected under PBR 91 or PBR78. Visit pbrfacts.ca to learn more.

[Return to Index ...](#)

Ontario Cereal Crop Committee Performance Trials 2022

Table 4a - Winter Wheat Cumulative Yield Indices¹, Area 3 Intensive

Class	Variety	3-Year Index Fungicides		2-Year Index Fungicides		2022 Index Fungicides	
		No	Yes	No	Yes	No	Yes
srw	Branson 	100 ²	110	95	110	88	115
	25R40 (awned) 	103	110	103	113	104	121
	Marker	89	99	85	101	72	104
	UGRC Ring (awned) 	102	108	95	105	85	104
	UGRC C2-5	95	102	92	104	82	106
	UGRC GL164	98	103	96	106	90	108
	B654SRW 	97	107	90	105	86	112
	25R61 (awned) 	104	110	104	116	105	124
	25R74 (awned) 	96	101	94	104	90	104
	Blaze (awned)	99	100	96	103	92	106
	Hilliard (awned) 					86	102
	OAC Constellation (awned) 	94	101	92	105	84	109
	UGRC Comet 					89	110
	Swoop			99	107	95	113
	OAC Moon (awned) 					95	111
hrw	Lexington (awned) 	98	102	94	102	91	105
	PRO 81 (awned) 	97	102	98	104	96	109
	Adrianus (awned) 	95	96	96	100	94	100
	Montcalm			90	95	82	91
Means (t/ha)		6.29	6.69	6.73	7.58	6.71	8.15
Means (bu/ac)		94	100	100	113	100	121
Location-Years		3		2		1	














¹ Values differing by less than 3 within a column may not represent true differences in yield.

² Cultivar yield rankings may vary from year to year. Decisions are best made using data with the greatest number of years.

  PBR Status; indicates varieties protected under PBR 91 or PBR78. Visit pbrfacts.ca to learn more.

Ontario Cereal Crop Committee Performance Trials 2022



Table 4b - Winter Wheat Varietal Characteristics¹, Area 3

Class	Variety	Fusarium Data			Test Weight (kg/hL)	Protein (%)	1000 Kernel Weight (g)	Winter Survival (%)	Lodging (0-9) ³	Height (cm)	Heading Date (JD)	Maturity Date (JD)	Straw Yield Index
		Combined Fusarium Rating ²	Don Rating ²	Years									
srw	Branson 	S	MS	6	75.0	11.2	33.7	93	3.6	89	151	194	83
	25R40 	S	S	6	75.9	10.6	39.5	94	1.3	84	156	195	95
	Marker	S	MS	6	74.2	10.7	31.5	93	3.7	98	154	196	103
	UGRC Ring 	MS	MS	6	74.2	10.7	36.7	95	3.1	100	154	195	98
	UGRC C2-5	MS	MS	3	75.2	10.1	39.5	97	3.5	103	157	196	107
	UGRC GL164	HS	S	4	76.8	11.1	30.7	90	3.9	87	154	196	109
	B654SRW 	S	MS	6	76.3	10.1	36.6	97	2.8	101	153	195	96
	25R61 	MS	MS	6	75.4	10.9	32.8	95	1.6	93	154	196	90
	25R74 	MS	MS	6	75.6	11.2	31.3	98	2.1	86	153	195	96
	Blaze	MS	MS	5	76.1	10.9	37.1	97	3.5	94	155	196	92
	Hilliard 	MS	S	4	75.6	11.1	35.4	97	0.5	95	153	196	110
	OAC Constellation 	S	S	3	77.2	11.0	36.7	94	2.3	91	155	195	98
	UGRC Comet 	MS	MS	3	76.1	11.2	35.4	96	2.8	92	150	194	91
	Swoop	MS	MS	2	75.4	10.0	33.3	98	3.8	97	153	194	94
	OAC Moon 	MS	S	2	73.5	10.8	28.9	93	0.7	88	153	196	92
hrw	Lexington 	S	S	5	78.2	12.1	44.2	93	0.0	96	154	197	97
	PRO 81 	MS	MS	5	80.3	12.4	35.6	97	0.5	104	154	195	115
	Adrianus 	S	HS	4	79.4	12.0	44.4	96	0.1	96	158	198	114
	Montcalm	S	S	2	79.3	12.7	42.7	98	3.1	112	157	194	119
Means					76.3	11.1	36.1	95	2.3	95	154	195	5.54 t/ha
Locations					3	3	3	2	3	3	3	2	1

¹ See 'Head to Head' comparisons on GoCereals.ca website for multi-year data for trait characteristics.










² MR=moderately resistant (best); MS=moderately susceptible; S=susceptible; HS=highly susceptible (worst).

³ For ratings 0-9, a high score is undesirable.

  PBR Status; indicates varieties protected under PBR 91 or PBR78. Visit pbrfacts.ca to learn more.



Ontario Cereal Crop Committee Performance Trials 2022

Table 5 - Winter Wheat Cumulative Yield Indices¹, Area 5

Class	Variety	4 Year	3 Year	2 Year	2022
srw	Marker	105 ²	103	103	100
	Blaze (awned)	105	104	106	110
	Branson 		101	101	101
	B654SRW 		109	111	112
	25R40 (awned) 			110	112
	UGRC C2-5			109	102
	UGRC GL164			106	106
	25R61 (awned) 			105	107
	25R74 (awned) 			98	102
	Swoop			104	108
Hilliard (awned) 				100	
hrw	Lexington (awned) 	95	98	97	103
	PRO 81 (awned) 	101	97	93	97
	Adrianus (awned) 		88	82	71
	Montcalm			83	77
Means (t/ha)		6.99	7.43	7.05	7.44
Means (bu/ac)		104	110	105	111
Location-Years		7	6	4	2










¹ Values differing by less than 3 within a column may not represent true differences in yield.

² Cultivar yield rankings may vary from year to year. Decisions are best made using data with the greatest number of years.

  PBR Status; indicates varieties protected under PBR 91 or PBR78. Visit pbrfacts.ca to learn more.

Ontario Cereal Crop Committee Performance Trials 2022

Table 5a - Winter Wheat Cumulative Yield Indices¹, Area 5

Class	Variety	3-Year Index Fungicides		2-Year Index Fungicides		2022 Index Fungicides	
		No	Yes	No	Yes	No	Yes
srw	Branson 	93 ²	105	90	106	83	106
	25R40 (awned) 			113	116	117	118
	Marker	100	103	97	103	94	100
	UGRC C2-5			98	98	96	88
	UGRC GL164			100	98	98	88
	B654SRW 	103	106	103	108	103	105
	25R61 (awned) 			104	104	105	102
	25R74 (awned) 			99	104	102	103
	Blaze (awned)	107	108	108	110	119	114
	Hilliard (awned) 					113	113
	Swoop			109	112	107	111
hrw	Lexington (awned) 	103	103	103	103	109	106
	PRO 81 (awned) 	98	99	95	97	99	107
	Adrianus (awned) 	89	91	82	85	76	78
	Montcalm			79	81	71	69
Means (t/ha)		8.56	8.74	8.17	8.39	8.68	8.77
Means (bu/ac)		127	130	121	125	129	131
Location-Years		3		2		1	










¹ Values differing by less than 3 within a column may not represent true differences in yield.

² Cultivar yield rankings may vary from year to year. Decisions are best made using data with the greatest number of years.

  PBR Status; indicates varieties protected under PBR 91 or PBR78. Visit pbrfacts.ca to learn more.

Ontario Cereal Crop Committee Performance Trials 2022


Table 5b - Winter Wheat Varietal Characteristics¹, Area 5

Class	Variety	Fusarium Data			Test Weight (kg/hL)	Protein (%)	1000 Kernel Weight (g)	Winter Survival (%)	Lodging (0-9) ³	Height (cm)	Heading Date (JD)	Maturity Date (JD)	Straw Yield Index
		Combined Fusarium Rating ²	Don Rating ²	Years									
srw	Branson 	S	MS	6	73.0	12.2	48.7	100	2.3	93	165	209	88
	25R40 	S	S	6	74.7	11.4	52.3	100	1.0	84	166	210	89
	Marker	S	MS	6	71.1	11.5	42.5	100	3.3	98	166	211	104
	UGRC C2-5	MS	MS	3	70.9	11.7	51.2	100	2.3	105	169	212	130
	UGRC GL164	HS	S	4	75.3	12.2	45.6	100	5.0	94	165	210	80
	B654SRW 	S	MS	6	74.1	11.4	50.6	100	2.0	103	166	209	119
	25R61 	MS	MS	6	72.9	11.7	45.0	100	0.8	95	166	209	97
	25R74 	MS	MS	6	75.1	11.6	46.2	100	1.8	86	165	210	82
	Blaze	MS	MS	5	73.4	11.8	50.0	100	0.3	96	167	211	84
	Hilliard 	MS	S	4	74.4	12.0	46.3	100	0.8	92	165	210	102
Swoop	MS	MS	2	74.7	11.6	48.0	100	3.0	100	167	211	92	
hrw	Lexington 	S	S	5	76.5	13.4	54.9	100	0.8	94	166	210	94
	PRO 81 	MS	MS	5	76.6	14.2	47.7	100	2.0	96	167	210	113
	Adrianus 	S	HS	4	71.1	13.7	47.0	98	0.0	90	170	213	115
	Montcalm	S	S	2	73.5	15.5	50.0	100	5.5	105	170	209	111
Means					73.7	12.5	48.4	100	2.0	95	167	210	6.44 t/ha
Locations					2	1	1	1	1	2	2	2	2

¹ See 'Head to Head' comparisons on GoCereals.ca website for multi-year data for trait characteristics.
















² MR=moderately resistant (best); MS=moderately susceptible; S=susceptible; HS=highly susceptible (worst).

³ For ratings 0-9, a high score is undesirable.



 PBR Status; indicates varieties protected under PBR 91 or PBR78. Visit pbrfacts.ca to learn more.

Ontario Cereal Crop Committee Performance Trials 2022

Table 6a - Ontario Winter Wheat Distributors

Class ¹	Variety	Distributor
sww	Ava	Brevant® Seeds
	25W38 (awned) 	Pioneer® Seeds
srw	Branson 	Brevant® Seeds
	Secord (awned)	SeCan Association
	25R40 (awned) 	Pioneer® Seeds
	Marker	Snobelen Farms
	UGRC Ring (awned) 	Elite Seeds
	UGRC C2-5	Semican Inc
	Cruze (awned)	C & M Seeds
	UGRC GL164	Semican Inc
	B654SRW 	Brevant® Seeds
	25R61 (awned) 	Pioneer® Seeds
	25R74 (awned) 	Pioneer® Seeds
	Blaze (awned)	C & M Seeds
	Hilliard (awned) 	C & M Seeds
	OAC Constellation (awned) 	SeCan Association
	UGRC Comet 	U. of Guelph, Ridgetown Campus
Swoop	C & M Seeds	
B700SRW (awned) 	Brevant® Seeds	
OAC Moon (awned) 	SeCan Association	
hrw	Lexington (awned) 	C & M Seeds
	PRO 81 (awned) 	C & M Seeds
	Adrianus (awned) 	C & M Seeds
	Montcalm	Semican Inc

¹ sww = soft white winter, srw = soft red winter, hrw = hard red winter.

  PBR Status; indicates varieties protected under PBR 91 or PBR78. Visit pbrfacts.ca to learn more.

 [Return to Index ...](#)

Ontario Cereal Crop Committee Performance Trials 2022

Table 6b - Ontario Winter Wheat Distributor/Sponsor Contact Information

Distributor	Address
Brevant® Seeds	c/o Corteva Agriscience, Box 730, 7398 Queen's Line, Chatham, ON, N7M 5L1 Website: www.brevant.ca
C&M Seeds	6180 5th Line, Palmerston, ON, N0G 2P0 Tel: 1-888-733-9432 Website: www.redwheat.com
Elite Seeds	Available through your local Agromart Website: www.eliteseeds.ca
Pioneer® Seeds	c/o Corteva Agriscience, Box 730, 7398 Queen's Line, Chatham, ON, N7M 5L1 Website: www.pioneer.com
SeCan Association	400-300 Terry Fox Drive, Kanata, ON, K2K 0E3 Tel: 1-866-797-7874 Fax: 613-592-9497 Website: www.secan.com
Semican Inc	50 Boulevard Industriel, Princeville, QC, G6L 4P2 Tel: 1-819-362-8823 Website: www.semican.ca
Snobelen Seeds	323 Havelock St, Lucknow, ON, N0G 2H0 Tel: 519-528-2092 Internet: www.snobelengrain.com
University of Guelph, Ridgetown Campus	120 Main St E., Ridgetown, ON, N0P 2C0 tel: 1-519-674-1500